



SPA RACING FESTIVAL

BELCAR HISTORIC & YOUNGTIMER CUP

Results Booklet





BELCAR HISTORIC & YOUNGTIMER CUP SPA RACING FESTIVAL QUALIFYING

Amended

Final Classification

Nr.	Driver	Nat	Team	Car	Time	Lap Total	Gap	Kph
1	42 Christian MARX			TRIUMPH TR8	6	2:46.257	5 6	- - 151.7
2	4 Jan VAN ELDEREN			FORD Sierra Cosworth RS	4	2:46.339	7 10	+0.082 +0.082 151.6
3	24 Bas VAN ELDEREN			BMW E30 325i	4	2:46.551	10 10	+0.294 +0.212 151.4
4	2 Luc MOORTGAT			PORSCHE 964 Cup	3	2:47.726	6 8	+1.469 +1.175 150.3
5	32 Pierre-Yves PAQUE			PORSCHE 964	3	2:47.844	7 9	+1.587 +0.118 150.2
6	94 Gust VAN HAELST			MAZDA RX3	4	2:49.377	9 10	+3.120 +1.533 148.9
7	30 Dirk VAN ROMPUY			BMW M3	4	2:49.597	10 10	+3.340 +0.220 148.7
8	136 John TIMMERMANS			LANCIA Delta Integrale	4	2:49.887	7 10	+3.630 +0.290 148.4
9	90 Eric BRUYNOOGHE			Peugeot 308 Turbo Cup	4	2:50.497	8 9	+4.240 +0.610 147.9
10	49 Evertjan ALDERS			BMW 325i	4	2:51.639	5 7	+5.382 +1.142 146.9
11	19 Fair GENTLEMANS			MERCEDES 190 2,3 16V	4	2:53.387	10 11	+7.130 +1.748 145.4
12	33 Tim KUIJL			BMW E36 325 i	5	2:53.697	9 10	+7.440 +0.310 145.2
13	69 Ben THAENS			BMW E30	4	2:53.882	9 11	+7.625 +0.185 145.0
14	17 Eric NULENS			PORSCHE 964	3	2:55.335	9 10	+9.078 +1.453 143.8
15	80 Marc VAN DEOORSLAER			BMW E36	5	3:00.920	10 10	+14.663 +5.585 139.4
16	223 Floris FICK			BMW 2002	2	3:00.994	10 10	+14.737 +0.074 139.3
17	44 Emiel DE WEERDT			FORD GT 40 KVA	2	3:02.403	10 10	+16.146 +1.409 138.2
18	82 Xavier MARTENS			PORSCHE 911	2	3:03.239	9 9	+16.982 +0.836 137.6
19	48 Robert VAESSEN	NL		BMW E30	5	3:03.750	8 9	+17.493 +0.511 137.2
20	101 Tom LAUREYNS			VW Scirocco	6	3:04.328	9 10	+18.071 +0.578 136.8
21	5 Wim KUIJL			FORD Capri	2	3:05.230	6 6	+18.973 +0.902 136.1
22	3 Samuel VERHEGGEN			MERCEDES 190 2,3 16V	4	3:05.763	8 9	+19.506 +0.533 135.7
23	106 Christoph HÖTTE			PEUGEOT 106	5	3:05.930	8 9	+19.673 +0.167 135.6
24	1 Guy FRANCOIS			LOTUS Elan	1	3:06.891	4 4	+20.634 +0.961 134.9
25	78 Canio MARCHIONE			BMW 2002 TI	2	3:07.013	8 10	+20.756 +0.122 134.8
26	97 Luc BRANKAERT			CHEVROLET Corvette	2	3:07.750	5 7	+21.493 +0.737 134.3
27	66 Patrick VERBELEN			NISSAN 200 NX	4	3:07.982	7 9	+21.725 +0.232 134.1
28	57 Jasper DIERCKX			BMW E36	6	3:08.956	8 9	+22.699 +0.974 133.4
29	200 Michel KOWALESKI			FORD Escort RS2000	2	3:11.078	6 7	+24.821 +2.122 132.0
30	89 Matthias VAN HOOL			RENAULT	5	3:11.300	5 9	+25.043 +0.222 131.8
31	61 Juri VAN ENIEUWENBORGH			BMW E30	4	3:11.961	10 10	+25.704 +0.661 131.4
32	251 Christoph ROESSLE			FORD Escort RS2000	2	3:12.532	9 9	+26.275 +0.571 131.0
33	143 Stefan JACOBS			BMW 2002 TI	2	3:14.047	8 9	+27.790 +1.515 129.9
34	194 Mario POTTERS			PEUGEOT 205 GTI	4	3:15.028	5 6	+28.771 +0.981 129.3
35	124 Lorenzo SEGERS			BMW 325i	4	3:16.104	9 9	+29.847 +1.076 128.6
36	116 Pierre Philippe DUMONT			NISSAN Datsun Sports 240 Z	2	3:18.531	6 8	+32.274 +2.427 127.0
37	6 Guy DE BAER			FORD GT 40	2	3:18.911	7 8	+32.654 +0.380 126.8
38	7 Luc GEEBELEN			PORSCHE 911	1	3:20.012	7 7	+33.755 +1.101 126.1
39	666 Bart DE BAIKKER			ALFA ROMEO 145	5	3:21.794	8 9	+35.537 +1.782 124.9
40	84 DAMSEAUX - DAMSEAUX			AUSTIN Mini Cooper S	2	3:23.378	8 8	+37.121 +1.584 124.0
41	26 Marc VANDENDIJK	NL		LOTUS Elan	1	3:23.964	9 9	+37.707 +0.586 123.6
42	60 Steven GUILLEMIJN			HONDA civic	5	3:23.992	9 10	+37.735 +0.028 123.6
43	40 MAHIEU - MAHIEU			TRIUMPH TR3 A	2	3:36.552	4 7	+50.295 +12.560 116.4
44	9 Dirk KUYL			FORD Capri 3200	2		1	
45	36 Francis LACROIX			PORSCHE 914 / 6	2			
46	51 Stefan MEUS			BMW 325i	4			
47	56 Geert DIERCKX			BMW E30 M3	4			
48	250 Hans-Gerd BRAUNEISER			FORD Escort MRS2000	2		2	


Fastest Lap Lap 5 Christian MARX 2:46.257 151.7 Kph

CARS 4 - 6 - 97 - 116 AND 136 SOME LAP TIMES DELETED DUE TO TRACK LIMITS

Published at:

Track Status: **DRY**

Race Director	Stewards	Timekeeper: Xavi Lozano JOB-0057-CAT
----------------------	-----------------	---



BELCAR HISTORIC & YOUNGTIMER CUP SPA RACING FESTIVAL QUALIFYING

Amended

Final Classification by Class


Nr. Driver	Nat	Team	Car	Time	Lap Total	Gap	Kph
CLASS 1,2 AND 6H							
1			223 Floris FICK	BMW 2002	3:00.994	10 10	139.3
2			44 Emiel DE WEERDT	FORD GT 40 KVA	3:02.403	10 10	+1.409 +1.409 138.2
3			82 Xavier MARTENS	PORSCHE 911	3:03.239	9 9	+2.245 +0.836 137.6
4			101 Tom LAUREYNS	VW Scirocco	3:04.328	9 10	+3.334 +1.089 136.8
5			5 Wim KUIJL	FORD Capri	3:05.230	6 6	+4.236 +0.902 136.1
6			1 Guy FRANCOIS	LOTUS Elan	3:06.891	4 4	+5.897 +1.661 134.9
7			78 Canio MARCHIONE	BMW 2002 TI	3:07.013	8 10	+6.019 +0.122 134.8
8			97 Luc BRANKAERT	CHEVROLET Corvette	3:07.750	5 7	+6.756 +0.737 134.3
9			200 Michel KOWALESKI	FORD Escort RS2000	3:11.078	6 7	+10.084 +3.328 132.0
10			251 Christoph ROESSLE	FORD Escort RS2000	3:12.532	9 9	+11.538 +1.454 131.0
11			143 Stefan JACOBS	BMW 2002 TI	3:14.047	8 9	+13.053 +1.515 129.9
12			116 Pierre Philippe DUMONT	NISSAN Datsun Sports 240 Z	3:18.531	6 8	+17.537 +4.484 127.0
13			6 Guy DE BAER	FORD GT 40	3:18.911	7 8	+17.917 +0.380 126.8
14			7 Luc GEBELEN	PORSCHE 911	3:20.012	7 7	+19.018 +1.101 126.1
15			84 DAMSEAUX - DAMSEAUX	AUSTIN Mini Cooper S	3:23.378	8 8	+22.384 +3.366 124.0
16	NL		26 Marc VANDENDIJK	LOTUS Elan	3:23.964	9 9	+22.970 +0.586 123.6
17			40 MAHIEU - MAHIEU	TRIUMPH TR3 A	3:36.552	4 7	+35.558 +12.588 116.4
18			9 Dirk KUYL	FORD Capri 3200		1	
19			36 Francis LACROIX	PORSCHE 914 / 6			
20			250 Hans-Gerd BRAUNEISER	FORD Escort MRS2000		2	
CLASS 3,4,5 AND 6Y							
1			42 Christian MARX	TRIUMPH TR8	2:46.257	5 6	151.7
2			4 Jan VAN ELDEREN	FORD Sierra Cosworth RS	2:46.339	7 10	+0.082 +0.082 151.6
3			24 Bas VAN ELDEREN	BMW E30 325i	2:46.551	10 10	+0.294 +0.212 151.4
4			2 Luc MOORTGAT	PORSCHE 964 Cup	2:47.726	6 8	+1.469 +1.175 150.3
5			32 Pierre-Yves PAQUE	PORSCHE 964	2:47.844	7 9	+1.587 +0.118 150.2
6			94 Gust VAN HAELEST	MAZDA RX3	2:49.377	9 10	+3.120 +1.533 148.9
7			30 Dirk VAN ROMPUY	BMW M3	2:49.597	10 10	+3.340 +0.220 148.7
8			136 John TIMMERMANS	LANCIA Delta Integrale	2:49.887	7 10	+3.630 +0.290 148.4
9			90 Eric BRUYNOOGHE	Peugeot 308 Turbo Cup	2:50.497	8 9	+4.240 +0.610 147.9
10			49 Evertjan ALDERS	BMW 325i	2:51.639	5 7	+5.382 +1.142 146.9
11			19 Fair GENTLEMAN'S	MERCEDES 190 2,3 16V	2:53.387	10 11	+7.130 +1.748 145.4
12			33 Tim KUIJL	BMW E36 325 i	2:53.697	9 10	+7.440 +0.310 145.2
13			69 Ben THAENS	BMW E30	2:53.882	9 11	+7.625 +0.185 145.0
14			17 Eric NULENS	PORSCHE 964	2:55.335	9 10	+9.078 +1.453 143.8
15			80 Marc VAN DEOORSLAER	BMW E36	3:00.920	10 10	+14.663 +5.585 139.4
16	NL		48 Robert VAESSEN	BMW E30	3:03.750	8 9	+17.493 +2.830 137.2
17			3 Samuel VERHEGGEN	MERCEDES 190 2,3 16V	3:05.763	8 9	+19.506 +2.013 135.7
18			106 Christoph HÖTTE	PEUGEOT 106	3:05.930	8 9	+19.673 +0.167 135.6
19			66 Patrick VERBELEN	NISSAN 200 NX	3:07.982	7 9	+21.725 +2.052 134.1
20			57 Jasper DIERCKX	BMW E36	3:08.956	8 9	+22.699 +0.974 133.4
21			89 Matthias VAN HOOL	RENAULT	3:11.300	5 9	+25.043 +2.344 131.8
22			61 Juri VAN ENIEUWENBORGH	BMW E30	3:11.961	10 10	+25.704 +0.661 131.4
23			194 Mario POTTERS	PEUGEOT 205 GTI	3:15.028	5 6	+28.771 +3.067 129.3
24			124 Lorenzo SEGERS	BMW 325i	3:16.104	9 9	+29.847 +1.076 128.6
25			666 Bart DE BAKKER	ALFA ROMEO 145	3:21.794	8 9	+35.537 +5.690 124.9
26			60 Steven GUILLEMIJN	HONDA civic	3:23.992	9 10	+37.735 +2.198 123.6
27			51 Stefan MEUS	BMW 325i			
28			56 Geert DIERCKX	BMW E30 M3			

CARS 4 - 6 - 97 - 116 AND 136 SOME LAP TIMES DELETED DUE TO TRACK LIMITS

Published at:

Track Status: **DRY**

Race Director	Stewards	Timekeeper: Xavi Lozano JOB-0057-CAT
----------------------	-----------------	---



BELCAR HISTORIC & YOUNGTIMER CUP


SPA RACING FESTIVAL

QUALIFYING

Best Sector Times

SECTOR 1			SECTOR 2			SECTOR 3			Pos	Driver	Ideal Lap	Best Lap
Pos	Driver	Time	Driver	Time	Driver	Time	Pos	Driver				
1	2 L.MOORTGAT	46.185	24 B.VAN ELDEREN	1:15.324	4 J.VAN ELDEREN	43.266	1	4 J.VAN ELDEREN	2:45.862	2:46.339	(2)	
2	42 C.MARX	46.497	4 J.VAN ELDEREN	1:15.423	24 B.VAN ELDEREN	43.410	2	24 B.VAN ELDEREN	2:46.067	2:46.551	(3)	
3	4 J.VAN ELDEREN	47.173	33 T.KUIJL	1:15.943	42 C.MARX	43.500	3	42 C.MARX	2:46.257	2:46.257	(1)	
4	24 B.VAN ELDEREN	47.333	30 D.VAN ROMPUY	1:15.953	2 L.MOORTGAT	43.934	4	2 L.MOORTGAT	2:46.623	2:47.726	(4)	
5	136 J.TIMMERMANS	47.401	69 B.THAENS	1:16.126	94 G.VAN HAELEST	44.157	5	94 G.VAN HAELEST	2:48.881	2:49.377	(6)	
6	94 G.VAN HAELEST	47.758	42 C.MARX	1:16.260	136 J.TIMMERMANS	44.292	6	30 D.VAN ROMPUY	2:48.894	2:49.597	(7)	
7	30 D.VAN ROMPUY	48.100	2 L.MOORTGAT	1:16.504	30 D.VAN ROMPUY	44.841	7	136 J.TIMMERMANS	2:49.384	2:49.887	(8)	
8	90 E.BRUYNOOGHE	48.136	49 E.ALDERS	1:16.802	90 E.BRUYNOOGHE	45.437	8	90 E.BRUYNOOGHE	2:50.497	2:50.497	(9)	
9	17 E.NULENS	49.306	19 F.GENTLEMANS	1:16.922	49 E.ALDERS	45.461	9	49 E.ALDERS	2:51.639	2:51.639	(10)	
10	49 E.ALDERS	49.376	90 E.BRUYNOOGHE	1:16.924	19 F.GENTLEMANS	45.707	10	19 F.GENTLEMANS	2:52.745	2:53.387	(11)	
11	97 L.BRANKAERT	49.933	94 G.VAN HAELEST	1:16.966	33 T.KUIJL	46.058	11	33 T.KUIJL	2:52.963	2:53.697	(12)	
12	19 F.GENTLEMANS	50.116	136 J.TIMMERMANS	1:17.691	17 E.NULENS	46.080	12	69 B.THAENS	2:53.799	2:53.882	(13)	
13	33 T.KUIJL	50.962	17 E.NULENS	1:19.949	69 B.THAENS	46.351	13	17 E.NULENS	2:55.335	2:55.335	(14)	
14	69 B.THAENS	51.322	80 M.VAN DEOORSLAER	1:20.031	82 X.MARTENS	47.137	14	80 M.VAN DEOORSLAER	3:00.900	3:00.920	(15)	
15	44 E.DE WEERDT	51.585	48 R.VAESSEN	1:20.423	80 M.VAN DEOORSLAER	48.249	15	97 L.BRANKAERT	3:00.941	3:07.750	(26)	
16	82 X.MARTENS	51.836	5 W.KUIJL	1:20.765	97 L.BRANKAERT	48.395	16	82 X.MARTENS	3:02.341	3:03.239	(18)	
17	1 G.FRANCOIS	52.251	1 G.FRANCOIS	1:20.821	48 R.VAESSEN	48.614	17	44 E.DE WEERDT	3:02.403	3:02.403	(17)	
18	80 M.VAN DEOORSLAER	52.620	101 T.LAUREYNS	1:20.946	44 E.DE WEERDT	48.635	18	48 R.VAESSEN	3:03.585	3:03.750	(19)	
19	61 J.VAN ENIEUWENBORGH	53.539	106 C.HÖTTE	1:21.883	101 T.LAUREYNS	48.833	19	1 G.FRANCOIS	3:04.028	3:06.891	(24)	
20	57 J.DIERCKX	53.875	3 S.VERHEGGEN	1:22.011	106 C.HÖTTE	48.969	20	101 T.LAUREYNS	3:04.318	3:04.328	(20)	
21	66 P.VERBELEN	54.342	66 P.VERBELEN	1:22.138	3 S.VERHEGGEN	49.166	21	5 W.KUIJL	3:04.352	3:05.230	(21)	
22	5 W.KUIJL	54.386	44 E.DE WEERDT	1:22.183	5 W.KUIJL	49.201	22	3 S.VERHEGGEN	3:05.763	3:05.763	(22)	
23	101 T.LAUREYNS	54.539	78 C.MARCHIONE	1:22.556	78 C.MARCHIONE	49.357	23	106 C.HÖTTE	3:05.930	3:05.930	(23)	
24	48 R.VAESSEN	54.548	97 L.BRANKAERT	1:22.613	61 J.VAN ENIEUWENBORGH	49.783	24	66 P.VERBELEN	3:06.449	3:07.982	(27)	
25	3 S.VERHEGGEN	54.586	82 X.MARTENS	1:23.368	66 P.VERBELEN	49.969	25	78 C.MARCHIONE	3:06.952	3:07.013	(25)	
26	7 L.GEEBELEN	54.719	200 M.KOWALESKI	1:23.684	89 M.VAN HOOL	50.518	26	57 J.DIERCKX	3:08.248	3:08.956	(28)	
27	78 C.MARCHIONE	55.039	57 J.DIERCKX	1:23.764	124 L.SEGERS	50.544	27	61 J.VAN ENIEUWENBORGH	3:09.299	3:11.961	(31)	
28	106 C.HÖTTE	55.078	89 M.VAN HOOL	1:24.541	57 J.DIERCKX	50.609	28	200 M.KOWALESKI	3:11.055	3:11.078	(29)	
29	6 G.DE BAER	55.656	251 C.ROESSLE	1:25.422	251 C.ROESSLE	50.739	29	89 M.VAN HOOL	3:11.274	3:11.300	(30)	
30	251 C.ROESSLE	55.777	194 M.POTTERS	1:25.750	1 G.FRANCOIS	50.956	30	251 C.ROESSLE	3:11.938	3:12.532	(32)	
31	143 S.JACOBS	56.053	61 J.VAN ENIEUWENBORGH	1:25.977	200 M.KOWALESKI	51.179	31	143 S.JACOBS	3:14.047	3:14.047	(33)	
32	200 M.KOWALESKI	56.192	143 S.JACOBS	1:26.196	143 S.JACOBS	51.798	32	124 L.SEGERS	3:14.320	3:16.104	(35)	
33	89 M.VAN HOOL	56.215	666 B.DE BAKKER	1:26.374	194 M.POTTERS	51.841	33	194 M.POTTERS	3:15.028	3:15.028	(34)	
34	124 L.SEGERS	56.266	116 P.DUMONT	1:27.395	116 P.DUMONT	52.596	34	116 P.DUMONT	3:17.584	3:18.531	(36)	
35	26 M.VANDENDIJK	56.841	124 L.SEGERS	1:27.510	6 G.DE BAER	52.933	35	6 G.DE BAER	3:18.417	3:18.911	(37)	
36	194 M.POTTERS	57.437	84 DAMSEALUX - DAMSEALUX	1:28.962	26 M.VANDENDIJK	53.147	36	7 L.GEEBELEN	3:19.755	3:20.012	(38)	
37	116 P.DUMONT	57.593	6 G.DE BAER	1:29.828	7 L.GEEBELEN	53.473	37	26 M.VANDENDIJK	3:21.877	3:23.964	(41)	
38	60 S.GUILLEMIJN	57.690	60 S.GUILLEMIJN	1:30.088	84 DAMSEALUX - DAMSEALUX	54.496	38	84 DAMSEALUX - DAMSEALUX	3:21.891	3:23.378	(40)	
39	84 DAMSEALUX - DAMSEALUX	58.433	7 L.GEEBELEN	1:31.563	60 S.GUILLEMIJN	54.773	39	60 S.GUILLEMIJN	3:22.551	3:23.992	(42)	
40	40 MAHIEU - MAHIEU	59.301	26 M.VANDENDIJK	1:31.889	666 B.DE BAKKER	55.526	40	666 B.DE BAKKER	3:23.890	3:21.794	(39)	
41	666 B.DE BAKKER	1:01.990	40 MAHIEU - MAHIEU	1:34.092	40 MAHIEU - MAHIEU	56.694	41	40 MAHIEU - MAHIEU	3:30.087	3:36.552	(43)	



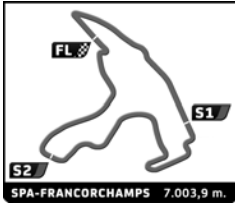


BELCAR HISTORIC & YOUNGTIMER CUP SPA RACING FESTIVAL QUALIFYING

Best Top Speeds

Driver	Team		Top 1		Top 2		Top 3		Top 4		Top 5		
			Kph	Lap	Kph	Lap	Kph	Lap	Kph	Lap	Kph	Lap	
24 Bas VAN ELDEREN		4	217.3	6	208.5	4	206.9	5	205.3	7	201.1	10	207,8
30 Dirk VAN ROMPUY		4	215.1	7	214.3	10	210.9	9	199.6	5	199.3	8	207,8
90 Eric BRUYNNOOGHE		4	213.9	4	213.4	6	212.6	7	210.1	5	203.4	9	210,7
42 Christian MARX		6	213.0	4	208.5	5	205.7	3	189.1	6	132.2	2	189,7
2 Luc MOORTGAT		3	208.9	4	206.1	5	197.8	7	185.6	6	171.2	8	193,9
94 Gust VAN HAELEST		4	208.1	10	200.0	6	196.7	3	195.7	9	194.9	7	199,1
4 Jan VAN ELDEREN		4	207.3	7	202.6	10	200.7	8	198.2	9	194.6	5	200,7
19 Fair GENTLEMAN'S		4	206.5	11	201.1	8	199.3	9	198.5	6	197.8	10	200,6
136 John TIMMERMANS		4	204.2	9	203.8	7	200.7	5	197.1	4	156.5	3	192,5
17 Eric NULENS		3	201.9	9	197.4	10	190.8	8	179.4	7	177.6	6	189,4
33 Tim KUIJL		5	201.5	10	194.2	9	190.1	8	187.5	5	186.9	6	192,0
69 Ben THAENS		4	198.5	10	197.4	8	196.0	9	194.2	5	194.2	7	196,1
80 Marc VAN DEOORSLAER		5	197.8	10	194.9	6	190.8	9	189.1	7	184.6	5	191,4
1 Guy FRANCOIS		1	195.7	4	145.6	3	141.4	1	114.4	2			149,3
49 Evertjan ALDERS		4	193.5	4	190.5	5	185.2	3	180.6	6	148.4	2	179,6
57 Jasper DIERCKX		6	191.2	9	185.9	7	185.9	8	183.4	5	179.7	4	185,2
48 Robert VAESSEN		5	190.8	8	190.1	9	185.6	7	183.1	6	182.4	5	186,4
143 Stefan JACOBS		2	189.5	8	185.2	9	183.7	6	178.5	4	176.5	5	182,7
82 Xavier MARTENS		2	187.8	8	180.3	7	177.9	4	177.6	5	171.4	9	179,0
3 Samuel VERHEGGEN		4	186.5	8	184.9	7	184.9	9	183.4	6	171.7	5	182,3
101 Tom LAUREYNS		4	183.7	9	178.8	10	177.0	8	174.2	7	172.5	6	177,2
5 Wim KUIJL		2	183.4	6	180.6	5	177.9	3	175.3	4	151.0	2	173,6
61 Juri VAN ENIEUWENBORGH		4	181.8	8	177.9	10	175.0	7	167.7	4	167.4	6	174,0
89 Matthias VAN HOOL		5	181.5	5	177.9	8	175.3	9	170.6	6	167.2	7	174,5
66 Patrick VERBELEN		4	178.5	8	175.6	5	174.8	7	173.4	6	171.7	9	174,8
78 Canio MARCHIONE		2	176.2	5	175.9	9	174.2	8	172.8	7	168.7	6	173,6
106 Christoph HÖTTE		5	175.6	9	175.3	8	174.5	6	174.5	7	170.1	5	174,0
44 Emiel DE WEERDT		2	174.5	10	173.9	9	165.6	6	161.0	5	160.2	7	167,0
251 Christoph ROESSLE		2	173.4	9	168.0	5	167.7	7	163.6	4	162.7	6	167,1
60 Steven GUILLEMIJN		5	171.7	9	168.2	7	166.4	10	166.4	5	165.6	8	167,7
26 Marc VANDENDIJK		1	170.9	6	170.9	9	161.4	7	161.0	8	158.1	5	164,5
97 Luc BRANKAERT		2	167.7	7	164.1	5	162.7	4	160.7	6	145.9	3	160,2
84 DAMSEAUX - DAMSEAUX		2	165.9	3	165.6	4	162.2	8	161.0	7	158.8	6	162,7
116 Pierre Philippe DUMONT		2	165.1	8	154.9	7	153.6	6	150.4	3	147.1	5	154,2
194 Mario POTTERS		4	162.7	4	161.0	6	157.7	5	155.4	3	113.2	1	150,0
124 Lorenzo SEGERS		4	161.9	5	158.1	6	154.9	8	150.4	9	137.1	4	152,5
200 Michel KOWALESKI		2	161.2	6	154.7	5	147.5	4	140.6	3	133.3	7	147,5
6 Guy DE BAER		2	160.5	8	155.8	7	146.1	6	144.8	4	134.8	5	148,4
666 Bart DE BAKKER		5	159.3	4	150.6	3	134.2	1	124.3	2			142,1
7 Luc GEEBELEN		1	158.1	7	157.9	6	157.4	4	153.8	5	149.8	3	155,4
40 MAHIEU - MAHIEU		2	148.1	7	142.5	5	141.9	4	138.8	6	132.0	3	140,7
250 Hans-Gerd BRAUNEISER		2	135.2	2	101.9	1							118,6
9 Dirk KUYL		2	118.6	1									118,6
32 Pierre-Yves PAQUE		3											
36 Francis LACROIX		2											
51 Stefan MEUS		4											
56 Geert DIERCKX		4											






BELCAR HISTORIC & YOUNGTIMER CUP
SPA RACING FESTIVAL
QUALIFYING

Best Top Speeds

Driver	Team	Top 1		Top 2		Top 3		Top 4		Top 5		
		Kph	Lap	Kph	Lap	Kph	Lap	Kph	Lap	Kph	Lap	Avg
223 Floris FICK												2






BELCAR HISTORIC & YOUNGTIMER CUP SPA RACING FESTIVAL QUALIFYING

Fastest Lap Sequence

Practice Time	Driver	Team	Car	Class	Time	Kph	Lap
20:04.487	3 Samuel VERHEGGEN		MERCEDES 190 2,3 16V	4	16:08.612	26.0	2
20:08.047	42 Christian MARX		TRIUMPH TR8	6	2:50.003	148.3	3
22:56.424	42 Christian MARX		TRIUMPH TR8	6	2:48.377	149.7	4
24:02.370	4 Jan VAN ELDEREN		FORD Sierra Cosworth RS	4	2:46.705	151.3	5
25:42.681	42 Christian MARX		TRIUMPH TR8	6	2:46.257	151.7	5






BELCAR HISTORIC & YOUNGTIMER CUP SPA RACING FESTIVAL QUALIFYING

Analysis

■ Personal Best ■ Session Best B Crossing the finish line in pit lane

Lap	Time	Sector 1	Sector 2	Sector 3	T. Spd	Elapsed	Lap	Time	Sector 1	Sector 2	Sector 3	T. Spd	Elapsed
1 Guy FRANCOIS LOTUS Elan							3	9:18.697	6:44.621	1:37.010	57.066	128.0	18:57.408
1	3:20.234	57.847	1:31.431	50.956	141.4	3:20.234	4	3:34.595	58.079	1:38.228	58.288	144.8	22:32.003
2	5:00.818B	1:06.002	2:01.413	1:53.403	114.4	8:21.052	5	3:22.412	57.653	1:31.711	53.048	134.8	25:54.415
3	9:28.741	7:06.440	1:29.275	53.026	145.6	17:49.792	6	3:23.947	57.509	1:32.297	54.141	146.1	29:18.362
4	3:06.891	52.251	1:20.821	53.819	195.7	20:56.683	7	3:18.911	55.656	1:30.322	52.933	155.8	32:37.273
							8	3:38.853B	56.282	1:29.828	1:12.743	160.5	36:16.126
2 Luc MOORTGAT PORSCHE 964 Cup							7 Luc GEBELEN PORSCHE 911						
1	3:22.378	53.370	1:33.912	55.096	134.2	3:22.378	1	5:36.171B	2:06.314	1:52.037	1:37.820	100.6	5:36.171
2	5:01.831B	1:01.248			104.4	8:24.209	2	12:54.720	...	1:43.992	59.362	128.7	18:30.890
3	11:59.113	9:42.892	1:28.538	47.683	167.2	20:23.321	3	3:29.316	58.109	1:35.142	56.065	149.8	22:00.206
4	2:52.363	47.599	1:19.459	45.305	208.9	23:15.684	4	3:28.786	56.171	1:36.510	56.105	157.4	25:28.992
5	2:48.910	46.831	1:18.615	44.110	206.1	26:04.594	5	3:23.447	56.628	1:33.346	53.473	153.8	28:52.439
6	2:47.726	46.831	1:16.961	43.934	185.6	28:52.320	6	3:24.037	55.525	1:33.900	54.612	157.9	32:16.476
7	2:48.307	46.870	1:16.504	44.933	197.8	31:40.627	7	3:20.012	54.719	1:31.563	53.730	158.1	35:36.488
8	3:11.338B	50.013	1:20.807	1:00.518	171.2	34:51.965							
3 Samuel VERHEGGEN MERCEDES 190 2,3 16V							9 Dirk KUYL FORD Capri 3200						
1	3:55.876	1:11.346	1:41.071	1:03.459	118.8	3:55.876	1	4:21.545B	1:02.777	1:48.202	1:30.566	118.6	4:21.545
2	16:08.612	...	1:38.724	57.640	133.7	20:04.487	17 Eric NULENS PORSCHE 964						
3	3:24.470	59.000	1:30.919	54.551	162.7	23:28.957	1	3:18.611	58.381	1:30.403	49.827	143.4	3:18.611
4	3:14.574	56.383	1:26.251	51.940	168.2	26:43.531	2	4:58.962B	55.063			129.2	8:17.573
5	3:10.141	55.465	1:24.249	50.427	171.7	29:53.672	3	9:40.953	7:22.936	1:27.619	50.398	136.0	17:58.525
6	3:09.687	55.487	1:23.567	50.633	183.4	33:03.359	4	3:03.919	50.739	1:25.504	47.676	173.4	21:02.444
7	3:07.252	55.531	1:22.300	49.421	184.9	36:10.611	5	2:57.113	49.764	1:20.731	46.618	174.5	23:59.557
8	3:05.763	54.586	1:22.011	49.166	186.5	39:16.374	6	2:58.874	50.135	1:20.877	47.862	177.6	26:58.431
9	3:08.605	55.165	1:22.664	50.776	184.9	42:24.979	7	2:56.731	49.603	1:20.898	46.230	179.4	29:55.162
							8	2:57.834	49.493	1:21.063	47.278	190.8	32:52.996
							9	2:55.335	49.306	1:19.949	46.080	201.9	35:48.331
							10	2:57.981	50.574	1:20.789	46.618	197.4	38:46.312
4 Jan VAN ELDEREN FORD Sierra Cosworth RS							19 Fair GENTLEMAN'S MERCEDES 190 2,3 16V						
1	3:35.519	1:14.049	1:31.989	49.481	114.8	3:35.519	1	4:02.008	1:15.098	1:45.356	1:01.554	98.8	4:02.008
2	5:00.334B	1:05.952	1:54.586	1:59.796	117.9	8:35.853	2	5:32.436B	1:34.635	2:09.606	1:48.195	113.4	9:34.444
3	9:47.905	7:31.512	1:24.449	51.944	154.7	18:23.757	3	9:15.577	6:46.739	1:36.921	51.917	146.1	18:50.020
4	2:51.908	49.638	1:17.771	44.499	188.2	21:15.665	4	3:04.827	52.523	1:23.921	48.383	192.5	21:54.847
5	2:46.705	47.556	1:15.423	43.726	194.6	24:02.370	5	2:58.798	52.091	1:19.461	47.246	197.4	24:53.645
6	2:48.406	47.696	1:16.964	43.746	177.3	26:50.776	6	2:57.169	52.492	1:18.247	46.430	198.5	27:50.814
7	2:46.339	47.173	1:15.900	43.266	207.3	29:37.115	7	2:59.262	50.848	1:22.187	46.227	194.6	30:50.076
8	2:59.969B	47.868	1:15.424	56.677	200.7	32:37.084	8	2:53.481	50.334	1:17.368	45.779	201.1	33:43.557
9	5:31.260	3:31.367	1:16.241	43.652	198.2	38:08.344	9	2:54.346	50.363	1:17.988	45.995	199.3	36:37.903
10	2:52.016	48.220	1:15.802	47.994	202.6	41:00.360	10	2:53.387	50.116	1:17.564	45.707	197.8	39:31.290
							11	2:54.511	50.369	1:16.922	47.220	206.5	42:25.801
5 Wim KUIJL FORD Capri							24 Bas VAN ELDEREN BMW E30 325i						
1	5:00.654B	1:46.088	1:41.274	1:33.292	98.9	5:00.654	1	5:33.964B	2:25.456	1:32.072	1:36.436	137.9	5:33.964
2	14:14.761	...	1:28.682	54.648	151.0	19:15.414	2	12:17.288	...	1:25.009	47.948	143.0	17:51.251
3	3:24.305B	56.079	1:23.509	1:04.717	177.9	22:39.719	3	2:54.056	49.022	1:19.176	45.858	193.9	20:45.307
4	4:42.277	2:31.137	1:21.006	50.134	175.3	27:21.996	4	2:50.031	48.739	1:16.287	45.005	208.5	23:35.338
5	10:42.876	54.386	8:58.749	49.741	180.6	38:04.872	5	2:48.800	48.822	1:15.324	44.654	206.9	26:24.138
6	3:05.230	55.264	1:20.765	49.201	183.4	41:10.102	6	2:49.408	48.099	1:15.489	45.820	217.3	29:13.546
							7	2:51.162	47.333	1:18.475	45.354	205.3	32:04.708
6 Guy DE BAER FORD GT 40													
1	4:03.491	1:18.329	1:43.729	1:01.433	98.5	4:03.491							
2	5:35.221B	1:34.485	2:11.426	1:49.310	101.4	9:38.712							



BELCAR HISTORIC & YOUNGTIMER CUP


SPA RACING FESTIVAL

QUALIFYING

Analysis

■ Personal Best ■ Session Best B Crossing the finish line in pit lane

Lap	Time	Sector 1	Sector 2	Sector 3	T. Spd	Elapsed	Lap	Time	Sector 1	Sector 2	Sector 3	T. Spd	Elapsed		
8	2:49.996	47.352	1:17.005	45.639	195.3	34:54.704	2	14:51.398	...	1:45.480	1:00.752	130.8	19:46.018		
9	2:49.830	47.561	1:18.680	43.589	194.2	37:44.534	3	3:44.236	1:02.918	1:40.457	1:00.861	132.0	23:30.254		
10	2:46.551	47.815	1:15.326	43.410	201.1	40:31.085	4	3:36.552	1:00.954	1:38.904	56.694	141.9	27:06.806		
26 Marc VANDENDIJK NL							42 Christian MARX TRIUMPH TR8								
LOTUS Elan							TRIUMPH TR8								
1	5:19.692	B	1:51.759	1:56.162	1:31.771	111.0	5:19.692	1	4:48.895	B	1:43.771	1:36.337	1:28.787	94.7	4:48.895
2	13:19.739	...	1:55.106	1:03.220	114.9	18:39.430	2	12:29.150	...	1:27.279	46.932	132.2	17:18.044		
3	3:52.047	1:05.723	1:47.904	58.420	140.8	22:31.477	3	2:50.003	47.990	1:17.531	44.482	205.7	20:08.047		
4	3:32.717	1:00.341	1:38.188	54.188	152.8	26:04.194	4	2:48.377	46.500	1:17.113	44.764	213.0	22:56.424		
5	3:35.118	1:00.707	1:38.388	56.023	158.1	29:39.312	5	2:46.257	46.497	1:16.260	43.500	208.5	25:42.681		
6	3:27.868	56.841	1:35.632	55.395	170.9	33:07.180	6	3:18.765	B	48.261	1:25.129	1:05.375	189.1	29:01.446	
7	3:32.219	59.597	1:37.583	55.039	161.4	36:39.399	44 Emiel DE WEERDT FORD GT 40 KVA								
8	3:26.878	57.255	1:35.894	53.729	161.0	40:06.277	1	4:07.661	1:27.153	1:42.010	58.498	116.4	4:07.661		
9	3:23.964	58.928	1:31.889	53.147	170.9	43:30.241	2	5:47.474	B	1:42.071	2:09.666	1:55.737	98.5	9:55.135	
30 Dirk VAN ROMPUY BMW M3							3	9:04.665	6:37.829	1:32.436	54.400	145.7	18:59.799		
1	4:37.408	B	1:36.312	1:39.173	1:21.923	120.8	4:37.408	4	3:10.902	54.836	1:26.334	49.732	157.2	22:10.701	
2	12:45.694	...	1:31.404	51.194	151.5	17:23.101	5	3:09.410	51.726	1:27.217	50.467	161.0	25:20.111		
3	3:01.852	51.361	1:22.464	48.027	190.8	20:24.953	6	3:09.640	52.963	1:26.575	50.102	165.6	28:29.751		
4	2:59.217	50.034	1:19.995	49.188	192.5	23:24.170	7	3:06.970	52.234	1:24.359	50.377	160.2	31:36.721		
5	2:52.970	48.493	1:17.594	46.883	199.6	26:17.140	8	3:09.214	52.815	1:27.525	48.874	158.6	34:45.935		
6	2:53.829	48.455	1:18.466	46.908	180.6	29:10.969	9	3:04.856	52.237	1:23.842	48.777	173.9	37:50.791		
7	2:51.734	48.100	1:17.500	46.134	215.1	32:02.703	10	3:02.403	51.585	1:22.183	48.635	174.5	40:53.194		
8	2:53.290	48.584	1:17.588	47.118	199.3	34:55.993	48 Robert VAESSEN NL								
9	2:53.199	48.419	1:18.067	46.713	210.9	37:49.192	BMW E30								
10	2:49.597	48.803	1:15.953	44.841	214.3	40:38.789	1	5:38.396	B	1:57.902	2:03.077	1:37.417	72.2	5:38.396	
32 Pierre-Yves PAQUE PORSCHE 964							2	13:19.628	...	1:47.291	1:06.974	108.1	18:58.023		
1	3:18.304					3:18.304	3	3:22.380	1:02.205	1:29.506	50.669	137.4	22:20.403		
2	4:59.155	B				8:17.459	4	3:13.913	56.366	1:26.276	51.271	157.0	25:34.316		
3	12:08.313					20:25.771	5	3:08.875	55.590	1:23.215	50.070	182.4	28:43.191		
4	2:52.213					23:17.984	6	3:12.150	58.498	1:22.729	50.923	183.1	31:55.341		
5	2:48.587					26:06.571	7	3:07.664	55.058	1:23.378	49.228	185.6	35:03.005		
6	2:47.981					28:54.552	8	3:03.750	54.548	1:20.423	48.779	190.8	38:06.755		
7	2:47.844					31:42.396	9	3:05.839	55.838	1:21.387	48.614	190.1	41:12.594		
8	2:49.915					34:32.311	49 Everijan ALDERS BMW 325i								
9	3:12.734	B				37:45.045	BMW 325i								
33 Tim KUIJL BMW E36 325 i							1	4:38.775	B	1:35.614	1:39.209	1:23.952	129.7	4:38.775	
1	3:32.969	1:04.405	1:33.967	54.597	115.9	3:32.969	2	12:45.644	...	1:30.085	51.956	148.4	17:24.418		
2	5:00.606	B	1:07.166	1:54.985	1:58.455	127.7	8:33.575	3	3:01.448	52.124	1:21.494	47.830	185.2	20:25.866	
3	9:59.164	7:34.904	1:30.457	53.803	143.4	18:32.738	4	2:56.464	49.536	1:19.833	47.095	193.5	23:22.330		
4	3:07.501	56.063	1:22.203	49.235	177.3	21:40.239	5	2:51.639	49.376	1:16.802	45.461	190.5	26:13.969		
5	2:57.817	52.558	1:17.834	47.425	187.5	24:38.056	6	3:06.589	50.843	1:24.273	51.473	180.6	29:20.558		
6	3:05.094	B	51.623	1:18.331	55.140	186.9	27:43.150	7	3:45.137	B	56.955	1:34.254	1:13.928	146.1	33:05.695
7	4:24.573	2:16.378	1:20.231	47.964	180.0	32:07.723	57 Jasper DIERCKX BMW E36								
8	2:56.857	51.359	1:18.630	46.868	190.1	35:04.580	BMW E36								
9	2:53.697	50.962	1:16.677	46.058	194.2	37:58.277	1	5:45.955	B	2:31.094	1:45.894	1:28.967	113.2	5:45.955	
10	2:53.710	51.019	1:15.943	46.748	201.5	40:51.987	2	12:41.695	...	1:35.143	55.718	157.7	18:27.649		
40 MAHIEU - MAHIEU TRIUMPH TR3 A							3	3:14.149	55.326	1:27.713	51.110	177.6	21:41.798		
1	4:54.621	B	1:30.214	1:48.895	1:35.512	99.0	4:54.621	4	3:12.017	55.852	1:25.477	50.688	179.7	24:53.815	




BELCAR HISTORIC & YOUNGTIMER CUP SPA RACING FESTIVAL QUALIFYING

Analysis

■ Personal Best
 ■ Session Best
 ■ Crossing the finish line in pit lane

Lap	Time	Sector 1	Sector 2	Sector 3	T. Spd	Elapsed	Lap	Time	Sector 1	Sector 2	Sector 3	T. Spd	Elapsed
60 Steven GUILLEMIJN							78 Canio MARCHIONE						
HONDA civic							BMW 2002 TI						
1	4:17.298	1:23.189	1:45.616	1:08.493	112.3	4:17.298	1	4:08.739	1:29.137	1:40.442	59.160	123.9	4:08.739
2	5:52.704B	1:43.486	2:06.773	2:02.445	106.9	10:10.002	2	5:48.734B	1:41.663	2:10.727	1:56.344	97.2	9:57.473
3	9:15.645	6:43.313	1:35.761	56.571	135.3	19:25.646	3	8:59.146	6:34.962	1:29.020	55.164	161.2	18:56.618
4	3:28.114	59.619	1:31.995	56.500	161.2	22:53.760	4	3:12.401	56.712	1:25.601	50.088	168.0	22:09.019
5	3:28.834	1:00.424	1:32.163	56.247	166.4	26:22.594	5	3:15.454	56.318	1:27.596	51.540	176.2	25:24.473
6	3:30.132	59.350	1:34.557	56.225	159.3	29:52.726	6	3:10.710	56.197	1:24.554	49.959	168.7	28:35.183
7	3:26.932	1:00.184	1:30.955	55.793	168.2	33:19.658	7	3:09.584	55.348	1:22.556	51.680	172.8	31:44.767
8	3:24.135	57.793	1:30.088	56.254	165.6	36:43.793	8	3:07.013	55.039	1:22.617	49.357	174.2	34:51.780
9	3:23.992	57.690	1:31.389	54.913	171.7	40:07.785	9	3:08.554	55.356	1:23.280	49.918	175.9	38:00.334
10	3:25.853	59.588	1:31.492	54.773	166.4	43:33.638	10	3:08.875	55.153	1:23.799	49.923	167.4	41:09.209
61 Juri VAN ENIEUWENBORGH							80 Marc VAN DEORSLAER						
BMW E30							BMW E36						
1	4:07.727	1:17.301	1:47.821	1:02.605	100.1	4:07.727	1	3:37.423	1:09.591	1:35.877	51.955	135.2	3:37.423
2	5:43.903B	1:40.716	2:09.099	1:54.088	102.2	9:51.630	2	5:02.935B	1:07.742	1:52.281	2:02.912	151.3	8:40.358
3	9:10.752	6:37.497	1:34.560	58.695	140.6	19:02.381	3	9:53.389	7:31.577	1:29.173	52.639	166.4	18:33.746
4	3:25.953	57.256	1:34.507	54.190	167.7	22:28.334	4	3:10.181	55.835	1:23.802	50.544	174.5	21:43.927
5	3:16.339	54.839	1:29.832	51.668	144.0	25:44.673	5	3:08.687	54.488	1:24.129	50.070	184.6	24:52.614
6	3:12.348	54.257	1:27.588	50.503	167.4	28:57.021	6	3:12.322B	53.256	1:23.985	55.081	194.9	28:04.936
7	3:14.068	53.539	1:28.514	52.015	175.0	32:11.089	7	4:14.684	2:04.618	1:21.094	48.972	189.1	32:19.620
8	3:12.044	54.186	1:25.977	51.881	181.8	35:23.133	8	3:04.642	53.703	1:22.690	48.249	178.5	35:24.262
9	3:12.935	55.204	1:26.658	51.073	159.1	38:36.068	9	3:02.934	53.892	1:20.706	48.336	190.8	38:27.196
10	3:11.961	55.993	1:26.185	49.783	177.9	41:48.029	10	3:00.920	52.620	1:20.031	48.269	197.8	41:28.116
66 Patrick VERBELEN							82 Xavier MARTENS						
NISSAN 200 NX							PORSCHE 911						
1	8:30.000B	1:59.253	1:51.767	4:38.980	81.2	8:30.000	1	5:31.859B	2:03.895	1:50.300	1:37.664	85.6	5:31.859
2	9:37.040	7:07.428	1:32.483	57.129	145.7	18:07.039	2	12:50.050	...	1:43.532	55.880	130.1	18:21.908
3	3:16.070	56.275	1:28.972	50.823	154.3	21:23.109	3	3:22.590	57.058	1:33.952	51.580	153.6	21:44.498
4	3:10.654	54.572	1:25.923	50.159	164.1	24:33.763	4	3:14.089	55.131	1:29.231	49.727	177.9	24:58.587
5	3:21.206B	54.683	1:24.633	1:01.890	175.6	27:54.969	5	3:06.963	52.383	1:26.168	48.412	177.6	28:05.550
6	4:55.220	2:31.469	1:22.138	1:01.613	173.4	32:50.189	6	3:07.383	53.008	1:26.260	48.115	166.9	31:12.933
7	3:07.982	55.402	1:22.596	49.984	174.8	35:58.171	7	3:04.229	52.848	1:23.368	48.013	180.3	34:17.162
8	3:08.502	54.389	1:23.544	50.569	178.5	39:06.673	8	3:03.321	51.902	1:24.282	47.137	187.8	37:20.483
9	3:08.614	54.342	1:24.303	49.969	171.7	42:15.287	9	3:03.239	51.836	1:23.826	47.577	171.4	40:23.722
69 Ben THAENS							84 DAMSEAUX - DAMSEAUX						
BMW E30							AUSTIN Mini Cooper S						
1	4:16.101	1:33.285	1:37.284	1:05.532	134.5	4:16.101	1	6:01.486B	2:31.941	1:51.818	1:37.727	118.8	6:01.486
2	5:48.833B	1:42.434	2:06.519	1:59.880	96.4	10:04.934	2	12:34.963	9:58.632	1:36.796	59.535	145.9	18:36.448
3	8:54.660	6:32.344	1:29.343	52.973	157.9	18:59.593	3	3:24.107	59.173	1:29.516	55.418	165.9	22:00.555
4	3:11.667	55.755	1:26.230	49.682	168.5	22:11.260	4	6:20.863B	58.433	1:30.267	3:52.163	165.6	28:21.418
5	3:09.360	53.517	1:25.189	50.654	194.2	25:20.620	5	3:55.433	1:22.644	1:35.227	57.562	152.5	32:16.851
6	3:01.984	53.093	1:20.861	48.030	169.0	28:22.604	6	3:29.551	1:01.106	1:32.521	55.924	158.8	35:46.402
7	2:57.127	51.664	1:17.969	47.494	194.2	31:19.731	7	3:26.637	1:01.265	1:30.622	54.750	161.0	39:13.039
8	2:57.017	51.386	1:18.291	47.340	197.4	34:16.748	8	3:23.378	59.920	1:28.962	54.496	162.2	42:36.417
9	2:53.882	51.405	1:16.126	46.351	196.0	37:10.630	89 Matthias VAN HOOL						
10	2:59.041	51.322	1:19.703	48.016	198.5	40:09.671	RENAULT						
11	3:10.592	54.699	1:22.054	53.839	190.8	43:20.263	1	5:23.346B	1:55.555	1:54.359	1:33.432	122.7	5:23.346
							2	12:54.463	...	1:40.863	57.231	132.4	18:17.808
							3	3:22.542	1:00.344	1:28.033	54.165	162.2	21:40.350
							4	3:20.545	59.810	1:29.317	51.418	157.7	25:00.895
							5	3:11.300	56.215	1:24.567	50.518	181.5	28:12.195



BELCAR HISTORIC & YOUNGTIMER CUP SPA RACING FESTIVAL QUALIFYING

Analysis

■ Personal Best ■ Session Best B Crossing the finish line in pit lane

Lap	Time	Sector 1	Sector 2	Sector 3	T. Spd	Elapsed
6	3:25.580B	56.285	1:26.029	1:03.266	170.6	31:37.775
7	4:52.354	2:33.819	1:26.951	51.584	167.2	36:30.129
8	3:12.184	56.407	1:24.916	50.861	177.9	39:42.313
9	3:12.639	56.759	1:24.541	51.339	175.3	42:54.952

90 Eric BRUYNOOGHE
Peugeot 308 Turbo Cup

1	3:09.958	56.570	1:26.664	46.724	142.1	3:09.958
2	5:02.990B	51.728	2:15.417	1:55.845	131.4	8:12.948
3	9:52.306	7:43.751	1:20.914	47.641	182.1	18:05.253
4	2:53.474	48.554	1:18.292	46.628	213.9	20:58.727
5	2:51.536	48.782	1:17.184	45.570	210.1	23:50.263
6	2:51.412	48.735	1:17.012	45.665	213.4	26:41.675
7	2:50.677	48.223	1:17.016	45.438	212.6	29:32.352
8	2:50.497	48.136	1:16.924	45.437	201.1	32:22.849
9	3:13.142B	50.031	1:18.835	1:04.276	203.4	35:35.991

94 Gust VAN HAELEST
MAZDA RX3

1	5:28.901B	1:59.817	1:52.653	1:36.431	78.1	5:28.901
2	12:28.472	...	1:29.771	49.746	152.5	17:57.372
3	2:55.057	50.283	1:18.967	45.807	196.7	20:52.429
4	2:51.776	48.355	1:17.328	46.093	191.2	23:44.205
5	2:54.179	48.116	1:19.601	46.462	179.7	26:38.384
6	2:52.199	48.404	1:18.186	45.609	200.0	29:30.583
7	2:50.897	47.758	1:17.983	45.156	194.9	32:21.480
8	2:59.116	51.258	1:19.390	48.468	194.2	35:20.596
9	2:49.377	48.186	1:17.034	44.157	195.7	38:09.973
10	2:51.665	48.518	1:16.966	46.181	208.1	41:01.638

97 Luc BRANKAERT
CHEVROLET Corvette

1	4:05.511	1:25.556	1:40.127	59.828	113.1	4:05.511
2	5:42.669B	1:41.437	2:08.316	1:52.916	96.3	9:48.180
3	9:09.450	6:40.445	1:33.356	55.649	145.9	18:57.629
4	3:08.432	54.526	1:25.494	48.412	162.7	22:06.061
5	3:07.750	51.759	1:26.042	49.949	164.1	25:13.811
6	3:03.037	51.009	1:23.633	48.395	160.7	28:16.848
7	3:11.012	49.933	1:22.613	58.466	167.7	31:27.860

101 Tom LAUREYNS
VW Scirocco

1	3:29.072	1:00.615	1:35.513	52.944	129.8	3:29.072
2	4:59.127B	1:07.615	1:56.233	1:55.279	128.3	8:28.199
3	9:55.426	7:31.463	1:29.889	54.074	161.9	18:23.624
4	3:16.342	56.655	1:27.463	52.224	162.9	21:39.966
5	3:12.108	56.175	1:25.039	50.894	172.5	24:52.074
6	3:08.871	55.228	1:23.681	49.962	172.5	28:00.945
7	3:10.905	57.201	1:23.445	50.259	174.2	31:11.850
8	3:07.212	56.067	1:22.053	49.092	177.0	34:19.062
9	3:04.328	54.539	1:20.956	48.833	183.7	37:23.390
10	3:04.779	54.540	1:20.946	49.293	178.8	40:28.169

106 Christoph HÖTTE
PEUGEOT 106

1	5:43.552B	2:23.229	1:44.410	1:35.913	116.0	5:43.552
2	12:48.708	...	1:36.013	58.220	145.4	18:32.259

3	3:29.039	1:01.239	1:31.235	56.565	158.6	22:01.298
4	3:20.769	58.261	1:28.360	54.148	156.1	25:22.067
5	3:11.928	56.695	1:24.730	50.503	170.1	28:33.995
6	3:10.020	55.322	1:22.888	51.810	174.5	31:44.015
7	3:15.512	55.235	1:22.203	58.074	174.5	34:59.527
8	3:05.930	55.078	1:21.883	48.969	175.3	38:05.457
9	3:07.839	55.915	1:22.052	49.872	175.6	41:13.296

116 Pierre Philippe DUMONT
NISSAN Datsun Sports 240 Z

1	6:25.205B	2:53.152	1:50.523	1:41.530	103.2	6:25.205
2	12:29.679	9:53.769	1:38.526	57.384	125.9	18:54.883
3	3:29.700	58.434	1:35.720	55.546	150.4	22:24.583
4	3:35.287B	57.593	1:32.249	1:05.445	131.7	25:59.870
5	5:25.125	2:59.758	1:31.624	53.743	147.1	31:24.995
6	3:18.531	57.783	1:28.152	52.596	153.6	34:43.526
7	3:19.357	57.722	1:28.128	53.507	154.9	38:02.883
8	3:19.285	57.763	1:27.395	54.127	165.1	41:22.168

124 Lorenzo SEGERS
BMW 325i


1	4:51.616B	1:28.409	1:49.599	1:33.608	104.8	4:51.616
2	13:19.424	...	1:47.549	1:03.988	118.9	18:11.039
3	3:39.097	1:03.811	1:39.208	56.078	134.2	21:50.136
4	3:28.776	59.947	1:33.863	54.966	137.1	25:18.912
5	3:19.158	58.193	1:29.576	51.389	161.9	28:38.070
6	3:17.651	56.266	1:29.648	51.737	158.1	31:55.721
7	3:22.835	1:00.193	1:30.496	52.146	133.8	35:18.556
8	3:16.239	57.235	1:27.854	51.150	154.9	38:34.795
9	3:16.104	58.050	1:27.510	50.544	150.4	41:50.899

136 John TIMMERMANS
LANCIA Delta Integrale

1	4:58.076B	1:45.311	1:41.649	1:31.116	96.4	4:58.076
2	13:40.738	...	1:32.285	56.253	142.1	18:38.813
3	3:05.599	51.546	1:24.786	49.267	156.5	21:44.412
4	2:53.674	49.358	1:19.243	45.073	197.1	24:38.086
5	2:52.144	48.447	1:18.856	44.841	200.7	27:30.230
6	3:18.845	56.753	1:30.453	51.639	153.4	30:49.075
7	2:49.887	47.819	1:17.691	44.377	203.8	33:38.962
8	3:21.997	56.277	1:30.278	55.442	150.0	37:00.959
9	2:50.158	47.401	1:18.465	44.292	204.2	39:51.117
10	3:20.194	57.204	1:29.270	53.720	146.5	43:11.311

143 Stefan JACOBS
BMW 2002 TI

1	4:47.702B	1:37.384	1:39.612	1:30.706	102.0	4:47.702
2	12:45.079	...	1:33.511	56.459	148.4	17:32.780
3	3:26.203	1:00.200	1:31.588	54.415	169.5	20:58.983
4	3:20.407	57.873	1:28.991	53.543	178.5	24:19.390
5	3:21.190	58.600	1:28.622	53.968	176.5	27:40.580
6	3:20.173	57.843	1:29.013	53.317	183.7	31:00.753
7	3:17.734	57.873	1:27.392	52.469	173.1	34:18.487
8	3:14.047	56.053	1:26.196	51.798	189.5	37:32.534
9	3:43.891B	57.202	1:31.075	1:15.614	185.2	41:16.425




BELCAR HISTORIC & YOUNGTIMER CUP SPA RACING FESTIVAL QUALIFYING

Analysis

■ Personal Best ■ Session Best B Crossing the finish line in pit lane

Lap	Time	Sector 1	Sector 2	Sector 3	T. Spd	Elapsed	Lap	Time	Sector 1	Sector 2	Sector 3	T. Spd	Elapsed
194 Mario POTTERS													
							PEUGEOT 205 GTI						
1	4:10.641	1:31.360	1:38.533	1:00.748	113.2	4:10.641	6	4:26.125					30:05.387
2	5:50.867B	1:42.137	2:11.065	1:57.665	93.3	10:01.508	7	3:21.947					33:27.334
3	8:59.419	6:36.734	1:29.059	53.626	155.4	19:00.926	8	3:21.794					36:49.128
4	3:19.952	58.628	1:28.886	52.438	162.7	22:20.878	9	3:22.253					40:11.381
5	3:15.028	57.437	1:25.750	51.841	157.7	25:35.906							
6	4:03.038B	59.363	1:43.462	1:20.213	161.0	29:38.944							
200 Michel KOWALESKI													
							FORD Escort RS2000						
1	4:05.679	1:19.290	1:43.263	1:03.126	103.3	4:05.679							
2	5:39.740B	1:38.454	2:09.818	1:51.468	100.4	9:45.419							
3	9:14.007	6:41.055	1:34.434	58.518	140.6	18:59.425							
4	3:15.149	57.754	1:25.665	51.730	147.5	22:14.574							
5	3:14.371	56.192	1:25.889	52.290	154.7	25:28.945							
6	3:11.078	56.215	1:23.684	51.179	161.2	28:40.023							
7	3:51.672B	1:02.821	1:32.224	1:16.627	133.3	32:31.695							
223 Floris FICK													
							BMW 2002						
1	4:04.773					4:04.773							
2	5:35.982B					9:40.755							
3	9:05.693					18:46.447							
4	3:09.925					21:56.372							
5	3:04.383					25:00.755							
6	3:03.713					28:04.468							
7	3:01.938					31:06.406							
8	3:02.047					34:08.453							
9	3:01.449					37:09.902							
10	3:00.994					40:10.896							
250 Hans-Gerd BRAUNEISER													
							FORD Escort MRS2000						
1	5:41.194B	2:19.152	1:42.956	1:39.086	101.9	5:41.194							
2	12:59.123B	...	1:34.441	1:12.353	135.2	18:40.316							
251 Christoph ROESSLE													
							FORD Escort RS2000						
1	6:03.763B	2:27.271	1:57.864	1:38.628	111.0	6:03.763							
2	12:34.145	9:57.834	1:37.015	59.296	145.9	18:37.907							
3	3:24.433	59.209	1:30.877	54.347	161.0	22:02.340							
4	3:24.028	57.992	1:31.712	54.324	163.6	25:26.368							
5	3:15.256	56.777	1:26.791	51.688	168.0	28:41.624							
6	3:14.836	56.149	1:27.375	51.312	162.7	31:56.460							
7	3:13.403	55.777	1:26.005	51.621	167.7	35:09.863							
8	3:34.568	1:14.554	1:27.679	52.335	142.7	38:44.431							
9	3:12.532	56.371	1:25.422	50.739	173.4	41:56.963							
666 Bart DE BAKKER													
							ALFA ROMEO 145						
1	3:28.015	59.815	1:31.707	56.493	134.2	3:28.015							
2	5:02.948B	1:10.080	1:55.900	1:56.968	124.3	8:30.963							
3	10:11.386	7:45.947	1:28.412	57.027	150.6	18:42.348							
4	3:23.890	1:01.990	1:26.374	55.526	159.3	22:06.238							
5	3:33.024B					25:39.262							



BELCAR HISTORIC & YOUNGTIMER CUP

SPA RACING FESTIVAL


RACE 1 (30')

Starting Grid

Francis LACROIX	36	- 27 -	250	Hans-Gerd BRAUNEISER
3:36.552				
MAHIEU - MAHIEU	40	- 26 -	9	Dirk KUYL
3:23.378				3:23.964
DAMSEAUX - DAMSEAUX	84	- 25 -	26	Marc VANDENDIJK
3:18.911				3:20.012
Guy DE BAER	6	- 24 -	7	Luc GEEBELEN
3:14.047				3:18.531
Stefan JACOBS	143	- 23 -	116	Pierre Philippe DUMONT
3:11.078				3:12.532
Michel KOWALESKI	200	- 22 -	251	Christoph ROESSELE
3:07.013				3:07.750
Canio MARCHIONE	78	- 21 -	97	Luc BRANKAERT
3:05.230				3:06.891
Wim KUIJL	5	- 20 -	1	Guy FRANCOIS
3:03.239				3:04.328
Xavier MARTENS	82	- 19 -	101	Tom LAUREYNS
3:00.994				3:02.403
Floris FICK	223	- 18 -	44	Emiel DE WEERDT
		- 17 -		
		- 16 -		
		- 15 -		
Stefan MEUS	51	- 14 -	56	Geert DIERCKX
3:21.794				3:23.992
Bart DE BAKKER	666	- 13 -	60	Steven GUILLEMIJN
3:15.028				3:16.104
Mario POTTERS	194	- 12 -	124	Lorenzo SEGERS
3:11.300				3:11.961
Matthias VAN HOOL	89	- 11 -	61	Juri VAN ENIEUWENBORGH
3:07.982				3:08.956
Patrick VERBELEN	66	- 10 -	57	Jasper DIERCKX
3:05.763				3:05.930
Samuel VERHEGGEN	3	- 9 -	106	Christoph HÖTTE
3:00.920				3:03.750
Marc VAN DEORSLAER	80	- 8 -	48	Robert VAESSEN
2:53.882				2:55.335
Ben THAENS	69	- 7 -	17	Eric NULENS
2:53.387				2:53.697
Fair GENTLEMAN'S	19	- 6 -	33	Tim KUIJL
2:50.497				2:51.639
Eric BRUYNOOGHE	90	- 5 -	49	Evertjan ALDERS
2:49.597				2:49.887
Dirk VAN ROMPUY	30	- 4 -	136	John TIMMERMANS
2:47.844				2:49.377
Pierre-Yves PAQUE	32	- 3 -	94	Gust VAN HAELST
2:46.551				2:47.726
Bas VAN ELDEREN	24	- 2 -	2	Luc MOORTGAT
2:46.257				2:46.339
Christian MARX	42	- 1 -	4	Jan VAN ELDEREN

Pole






BELCAR HISTORIC & YOUNGTIMER CUP
SPA RACING FESTIVAL
RACE 1 (30')

Starting Grid

Race Director	Stewards	Timekeeper: Xavi Lozano JOB-0057-CAT
----------------------	-----------------	---





BELCAR HISTORIC & YOUNGTIMER CUP

SPA RACING FESTIVAL

RACE 1 (30')

Final Classification

Drivers	Nat	Team	Vehicle	Class	Laps	Total Time	Gap	Kph	Best Lap	
									Lap	Time Kph
1 2 Luc MOORTGAT			PORSCHE 964 Cup	3	10	31:56.405	-	131.3	9	2:43.314 154.4
2 24 Bas VAN ELDEREN			BMW E30 325i	4	10	32:06.426	+10.021	130.7	9	2:45.989 151.9
3 32 Pierre-Yves PAQUE			PORSCHE 964	3	10	32:18.840	+22.435	129.8	9	2:46.464 151.5
4 4 Jan VAN ELDEREN			FORD Sierra Cosworth RS	4	10	32:22.133	+25.728	129.6	2	2:46.648 151.3
5 94 Gust VAN HAELEST			MAZDA RX3	4	10	32:24.337	+27.932	129.5	7	2:48.669 149.5
6 90 Eric BRUYNOOGHE			Peugeot 308 Turbo Cup	4	10	32:28.625	+32.220	129.2	8	2:49.070 149.1
7 49 Everjan ALDERS			BMW 325i	4	10	32:29.078	+32.673	129.1	8	2:49.831 148.5
8 136 John TIMMERMANS			LANCIA Delta Integrale	4	10	32:29.459	+33.054	129.1	8	2:49.412 148.8
9 17 Eric NULENS			PORSCHE 964	3	10	32:29.461	+33.056	129.1	8	2:48.708 149.5
10 30 Dirk VAN ROMPUY			BMW M3	4	10	32:30.440	+34.035	129.0	7	2:50.516 147.9
11 42 Christian MARX			TRIUMPH TR8	6	10	32:32.094	+35.689	128.9	2	2:47.835 150.2
12 19 Fair GENTLEMANS			MERCEDES 190 2,3 16V	4	10	32:46.799	+50.394	128.0	7	2:53.621 145.2
13 56 Geert DIERCKX			BMW E30 M3	4	10	32:52.054	+55.649	127.6	7	2:53.402 145.4
14 33 Tim KUIJL			BMW E36 325 i	5	10	32:52.912	+56.507	127.6	10	2:54.293 144.7
15 69 Ben THAENS			BMW E30	4	10	32:54.067	+57.662	127.5	8	2:53.524 145.3
16 80 Marc VAN DOORSLAER			BMW E36	5	10	33:42.316	+1:45.911	124.5	8	3:02.027 138.5
17 57 Jasper DIERCKX			BMW E36	6	10	33:43.603	+1:47.198	124.4	6	3:02.879 137.9
18 82 Xavier MARTENS			PORSCHE 911	2	10	33:49.644	+1:53.239	124.0	8	3:00.095 140.0
19 61 Juri VAN NIEUWENBORGH			BMW E30	4	10	33:58.077	+2:01.672	123.5	8	3:02.540 138.1
20 101 Tom LAUREYNS			VW Scirocco	6	10	34:05.554	+2:09.149	123.0	7	3:04.756 136.5
21 48 Robert VAESSEN	NL		BMW E30	5	10	34:07.445	+2:11.040	122.9	6	3:06.387 135.3
22 194 Mario POTTERS			PEUGEOT 205 GTI	4	10	34:14.236	+2:17.831	122.5	8	3:07.170 134.7
23 5 Wim KUIJL			FORD Capri	2	10	34:14.896	+2:18.491	122.5	7	3:06.057 135.5
24 106 Christoph HÖTTE			PEUGEOT 106	5	10	34:18.645	+2:22.240	122.3	2	3:06.754 135.0
25 1 Guy FRANCOIS			LOTUS Elan	1	10	34:26.832	+2:30.427	121.8	2	2:58.693 141.1
26 78 Canio MARCHIONE			BMW 2002 TI	2	10	34:34.189	+2:37.784	121.3	6	3:08.342 133.9
27 89 Matthias VAN HOOL			RENAULT	5	10	34:35.705	+2:39.300	121.3	7	3:11.033 132.0
28 60 Steven GUILLEMIJN			HONDA civic	5	10	34:37.159	+2:40.754	121.2	7	3:10.464 132.4
29 6 Guy DE BAER			FORD GT 40	2	10	35:03.650	+3:07.245	119.7	8	3:15.315 129.1
30 66 Patrick VERBELEN			NISSAN 200 NX	4	10	35:04.946	+3:08.541	119.6	2	3:07.211 134.7
31 36 Francis LACROIX			PORSCHE 914 / 6	2	10	35:05.441	+3:09.036	119.5	8	3:12.170 131.2
32 143 Stefan JACOBS			BMW 2002 TI	2	10	35:10.295	+3:13.890	119.3	8	3:15.790 128.8
33 116 Pierre Philippe DUMONT			NISSAN Datsun Sports 240 Z	2	10	35:13.578	+3:17.173	119.1	6	3:14.636 129.5
34 7 Luc GEEBELEN			PORSCHE 911	1	9	31:56.630	1 Lap 118.2	2	3:17.044 128.0	
35 251 Christoph ROESSELE			FORD Escort RS2000	2	9	31:56.930	1 Lap 118.2	7	3:14.503 129.6	
36 666 Bart DE BAKKER			ALFA ROMEO 145	5	9	32:11.416	1 Lap 117.3	7	3:20.696 125.6	
37 84 DAMSEAUX - DAMSEAUX			AUSTIN Mini Cooper S	2	9	32:20.892	1 Lap 116.7	7	3:20.157 126.0	
38 40 MAHIEU - MAHIEU			TRIUMPH TR3 A	2	9	32:22.690	1 Lap 116.6	8	3:20.337 125.9	
39 3 Samuel VERHEGGEN			MERCEDES 190 2,3 16V	4	9	34:18.375	1 Lap 110.0	7	3:06.438 135.2	
40 124 Lorenzo SEGERS			BMW 325i	4	10	34:49.960	+2:53.555	120.4	6	3:07.777 134.3
41 97 Luc BRANKAERT			CHEVROLET Corvette	2	8	27:27.129	2 Laps 122.2	7	2:57.091 142.4	
42 250 Hans-Gerd BRAUNEISER			FORD Escort MRS2000	2	7	28:13.384	3 Laps 104.0	6	3:15.450 129.0	

Not classified:

26 Marc VANDENDIJK	NL		LOTUS Elan	1	5	19:26.452			2	3:17.231 127.8
44 Emiel DE WEEERT			FORD GT 40 KVA	2	2	6:33.688			2	3:03.596 137.3
200 Michel KOWALESKI			FORD Escort RS2000	2	2	6:43.451			2	3:06.549 135.2
223 Floris FICK			BMW 2002	2	1	3:31.797				
9 Dirk KUYL			FORD Capri 3200	2						

Not started

51 Stefan MEUS			BMW 325i	4						
----------------	--	--	----------	---	--	--	--	--	--	--

Pole Position

C. MARX **2:46.257** 151.7 Kph


Fastest Lap

Lap 9 Luc MOORTGAT **2:43.314** 154.4 Kph

Published at:

Track Status: **DRY**

Race Director	Stewards	Timekeeper: Xavi Lozano JOB-0057-CAT
----------------------	-----------------	---



BELCAR HISTORIC & YOUNGTIMER CUP

SPA RACING FESTIVAL


RACE 1

Final Classification by Class

Nr.	Driver	Nat	Team	Car	Laps	Total Time	Gap	Kph	Best Lap		
									Lap	Time	Kph
1											
1	1 Guy FRANCOIS			LOTUS Elan	10	34:26.832		121.8	2	2:58.693	141.1
2	7 Luc GEEBELEN			PORSCHE 911	9	31:56.630	1 Laps	118.2	2	3:17.044	128.0
<i>Not classified:</i>											
	26 Marc VANDENDIJK	NL		LOTUS Elan	5	19:26.452			2	3:17.231	127.8
2											
1	82 Xavier MARTENS			PORSCHE 911	10	33:49.644		124.0	8	3:00.095	140.0
2	5 Wim KUIJL			FORD Capri	10	34:14.896	+25.252	122.5	7	3:06.057	135.5
3	78 Canio MARCHIONE			BMW 2002 TI	10	34:34.189	+44.545	121.3	6	3:08.342	133.9
4	6 Guy DE BAER			FORD GT 40	10	35:03.650	+1'14.006	119.7	8	3:15.315	129.1
5	36 Francis LACROIX			PORSCHE 914 / 6	10	35:05.441	+1'15.797	119.5	8	3:12.170	131.2
6	143 Stefan JACOBS			BMW 2002 TI	10	35:10.295	+1'20.651	119.3	8	3:15.790	128.8
7	116 Pierre Philippe DUMONT			NISSAN Datsun Sports 240 Z	10	35:13.578	+1'23.934	119.1	6	3:14.636	129.5
8	251 Christoph ROESSLE			FORD Escort RS2000	9	31:56.930	1 Laps	118.2	7	3:14.503	129.6
9	84 DAMSEAUX - DAMSEAUX			AUSTIN Mini Cooper S	9	32:20.892	1 Laps	116.7	7	3:20.157	126.0
10	40 MAHIEU - MAHIEU			TRIUMPH TR3 A	9	32:22.690	1 Laps	116.6	8	3:20.337	125.9
11	97 Luc BRANKAERT			CHEVROLET Corvette	8	27:27.129	2 Laps	122.2	7	2:57.091	142.4
12	250 Hans-Gerd BRAUNEISER			FORD Escort MRS2000	7	28:13.384	3 Laps	104.0	6	3:15.450	129.0
<i>Not classified:</i>											
	44 Emiel DE WEERDT			FORD GT 40 KVA	2	6:33.688			2	3:03.596	137.3
	200 Michel KOWALESKI			FORD Escort RS2000	2	6:43.451			2	3:06.549	135.2
	223 Floris FICK			BMW 2002	1	3:31.797					
	9 Dirk KUYL			FORD Capri 3200							
3											
1	2 Luc MOORTGAT			PORSCHE 964 Cup	10	31:56.405		131.3	9	2:43.314	154.4
2	32 Pierre-Yves PAQUE			PORSCHE 964	10	32:18.840	+22.435	129.8	9	2:46.464	151.5
3	17 Eric NULENS			PORSCHE 964	10	32:29.461	+33.056	129.1	8	2:48.708	149.5
4											
1	24 Bas VAN ELDEREN			BMW E30 325i	10	32:06.426		130.7	9	2:45.989	151.9
2	4 Jan VAN ELDEREN			FORD Sierra Cosworth RS	10	32:22.133	+15.707	129.6	2	2:46.648	151.3
3	94 Gust VAN HAELEST			MAZDA RX3	10	32:24.337	+17.911	129.5	7	2:48.669	149.5
4	90 Eric BRUYNOOGHE			Peugeot 308 Turbo Cup	10	32:28.625	+22.199	129.2	8	2:49.070	149.1
5	49 Evertjan ALDERS			BMW 325i	10	32:29.078	+22.652	129.1	8	2:49.831	148.5
6	136 John TIMMERMANS			LANCIA Delta Integrale	10	32:29.459	+23.033	129.1	8	2:49.412	148.8
7	30 Dirk VAN ROMPUY			BMW M3	10	32:30.440	+24.014	129.0	7	2:50.516	147.9
8	19 Fair GENTLEMAN'S			MERCEDES 190 2,3 16V	10	32:46.799	+40.373	128.0	7	2:53.621	145.2
9	56 Geert DIERCKX			BMW E30 M3	10	32:52.054	+45.628	127.6	7	2:53.402	145.4
10	69 Ben THAENS			BMW E30	10	32:54.067	+47.641	127.5	8	2:53.524	145.3
11	61 Juri VAN NIEUWENBORGH			BMW E30	10	33:58.077	+1'51.651	123.5	8	3:02.540	138.1
12	194 Mario POTTERS			PEUGEOT 205 GTI	10	34:14.236	+2'07.810	122.5	8	3:07.170	134.7
13	66 Patrick VERBELEN			NISSAN 200 NX	10	35:04.946	+2'58.520	119.6	2	3:07.211	134.7
14	3 Samuel VERHEGGEN			MERCEDES 190 2,3 16V	9	34:18.375	1 Laps	110.0	7	3:06.438	135.2
15	124 Lorenzo SEGERS			BMW 325i	10	34:49.960	+2'43.534	120.4	6	3:07.777	134.3
<i>Not started</i>											
	51 Stefan MEUS			BMW 325i							
5											
1	33 Tim KUIJL			BMW E36 325 i	10	32:52.912		127.6	10	2:54.293	144.7
2	80 Marc VAN DOORSLAER			BMW E36	10	33:42.316	+49.404	124.5	8	3:02.027	138.5
3	48 Robert VAESSEN	NL		BMW E30	10	34:07.445	+1'14.533	122.9	6	3:06.387	135.3
4	106 Christoph HÖTTE			PEUGEOT 106	10	34:18.645	+1'25.733	122.3	2	3:06.754	135.0
5	89 Matthias VAN HOOL			RENAULT	10	34:35.705	+1'42.793	121.3	7	3:11.033	132.0
6	60 Steven GUILLEMIJN			HONDA civic	10	34:37.159	+1'44.247	121.2	7	3:10.464	132.4
7	666 Bart DE BAKKER			ALFA ROMEO 145	9	32:11.416	1 Laps	117.3	7	3:20.696	125.6
6											
1	42 Christian MARX			TRIUMPH TR8	10	32:32.094		128.9	2	2:47.835	150.2
2	57 Jasper DIERCKX			BMW E36	10	33:43.603	+1'11.509	124.4	6	3:02.879	137.9
3	101 Tom LAUREYNS			VW Scirocco	10	34:05.554	+1'33.460	123.0	7	3:04.756	136.5

Published at:

Track Status: **DRY**




BELCAR HISTORIC & YOUNGTIMER CUP
SPA RACING FESTIVAL
RACE 1

Final Classification by Class

Nr. Driver	Nat	Team	Car	Laps	Total Time	Gap	Kph	Best Lap		
								Lap	Time	Kph

Race Director	Stewards	Timekeeper: Xavi Lozano JOB-0057-CAT
---------------	----------	---





BELCAR HISTORIC & YOUNGTIMER CUP

SPA RACING FESTIVAL

RACE 1


Final Classification by Class

Nr. Driver	Nat	Team	Car	Laps	Total Time	Gap	Kph	Best Lap		
								Lap	Time	Kph
BELCAR HISTORIC CUP										
1	82	Xavier MARTENS	PORSCHE 911	10	33:49.644		124.0	8	3:00.095	140.0
2	101	Tom LAUREYNS	VW Scirocco	10	34:05.554	+15.910	123.0	7	3:04.756	136.5
3	5	Wim KUIJL	FORD Capri	10	34:14.896	+25.252	122.5	7	3:06.057	135.5
4	1	Guy FRANCOIS	LOTUS Elan	10	34:26.832	+37.188	121.8	2	2:58.693	141.1
5	78	Carlo MARCHIONE	BMW 2002 TI	10	34:34.189	+44.545	121.3	6	3:08.342	133.9
6	6	Guy DE BAER	FORD GT 40	10	35:03.650	+1'14.006	119.7	8	3:15.315	129.1
7	36	Francis LACROIX	PORSCHE 914 / 6	10	35:05.441	+1'15.797	119.5	8	3:12.170	131.2
8	143	Stefan JACOBS	BMW 2002 TI	10	35:10.295	+1'20.651	119.3	8	3:15.790	128.8
9	116	Pierre Philippe DUMONT	NISSAN Datsun Sports 240 Z	10	35:13.578	+1'23.934	119.1	6	3:14.636	129.5
10	7	Luc GEEBELEN	PORSCHE 911	9	31:56.630	1 Laps	118.2	2	3:17.044	128.0
11	251	Christoph ROESSLE	FORD Escort RS2000	9	31:56.930	1 Laps	118.2	7	3:14.503	129.6
12	84	DAMSEAUX - DAMSEAUX	AUSTIN Mini Cooper S	9	32:20.892	1 Laps	116.7	7	3:20.157	126.0
13	40	MAHIEU - MAHIEU	TRIUMPH TR3 A	9	32:22.690	1 Laps	116.6	8	3:20.337	125.9
14	97	Luc BRANKAERT	CHEVROLET Corvette	8	27:27.129	2 Laps	122.2	7	2:57.091	142.4
15	250	Hans-Gerd BRAUNEISER	FORD Escort MRS2000	7	28:13.384	3 Laps	104.0	6	3:15.450	129.0
Not classified:										
26		Marc VANDENDIJK	NL	LOTUS Elan	5	19:26.452		2	3:17.231	127.8
44		Emiel DE WEERDT		FORD GT 40 KVA	2	6:33.688		2	3:03.596	137.3
200		Michel KOWALESKI		FORD Escort RS2000	2	6:43.451		2	3:06.549	135.2
223		Floris FICK		BMW 2002	1	3:31.797				
9		Dirk KUYL		FORD Capri 3200						

Published at:

Track Status: **DRY**

Race Director	Stewards	Timekeeper: Xavi Lozano JOB-0057-CAT
----------------------	-----------------	---



BELCAR HISTORIC & YOUNGTIMER CUP

SPA RACING FESTIVAL

RACE 1


Final Classification by Class

Nr.	Driver	Nat	Team	Car	Laps	Total Time	Gap	Kph	Best Lap		
									Lap	Time	Kph
BELCAR YOUNGTIMER CUP											
1	2 Luc MOORTGAT			PORSCHE 964 Cup	10	31:56.405		131.3	9	2:43.314	154.4
2	24 Bas VAN ELDEREN			BMW E30 325i	10	32:06.426	+10.021	130.7	9	2:45.989	151.9
3	32 Pierre-Yves PAQUE			PORSCHE 964	10	32:18.840	+22.435	129.8	9	2:46.464	151.5
4	4 Jan VAN ELDEREN			FORD Sierra Cosworth RS	10	32:22.133	+25.728	129.6	2	2:46.648	151.3
5	94 Gust VAN HAELST			MAZDA RX3	10	32:24.337	+27.932	129.5	7	2:48.669	149.5
6	90 Eric BRUYNOOGHE			Peugeot 308 Turbo Cup	10	32:28.625	+32.220	129.2	8	2:49.070	149.1
7	49 Evertjan ALDERS			BMW 325i	10	32:29.078	+32.673	129.1	8	2:49.831	148.5
8	136 John TIMMERMANS			LANCIA Delta Integrale	10	32:29.459	+33.054	129.1	8	2:49.412	148.8
9	17 Eric NULENS			PORSCHE 964	10	32:29.461	+33.056	129.1	8	2:48.708	149.5
10	30 Dirk VAN ROMPUY			BMW M3	10	32:30.440	+34.035	129.0	7	2:50.516	147.9
11	42 Christian MARX			TRIUMPH TR8	10	32:32.094	+35.689	128.9	2	2:47.835	150.2
12	19 Fair GENTLEMAN'S			MERCEDES 190 2,3 16V	10	32:46.799	+50.394	128.0	7	2:53.621	145.2
13	56 Geert DIERCKX			BMW E30 M3	10	32:52.054	+55.649	127.6	7	2:53.402	145.4
14	33 Tim KUIJL			BMW E36 325 i	10	32:52.912	+56.507	127.6	10	2:54.293	144.7
15	69 Ben THAENS			BMW E30	10	32:54.067	+57.662	127.5	8	2:53.524	145.3
16	80 Marc VAN DOORSLAER			BMW E36	10	33:42.316	+1'45.911	124.5	8	3:02.027	138.5
17	57 Jasper DIERCKX			BMW E36	10	33:43.603	+1'47.198	124.4	6	3:02.879	137.9
18	61 Juri VAN NIEUWENBORGH			BMW E30	10	33:58.077	+2'01.672	123.5	8	3:02.540	138.1
19	48 Robert VAESSEN	NL		BMW E30	10	34:07.445	+2'11.040	122.9	6	3:06.387	135.3
20	194 Mario POTTERS			PEUGEOT 205 GTI	10	34:14.236	+2'17.831	122.5	8	3:07.170	134.7
21	106 Christoph HÖTTE			PEUGEOT 106	10	34:18.645	+2'22.240	122.3	2	3:06.754	135.0
22	89 Matthias VAN HOOL			RENAULT	10	34:35.705	+2'39.300	121.3	7	3:11.033	132.0
23	60 Steven GUILLEMIJN			HONDA civic	10	34:37.159	+2'40.754	121.2	7	3:10.464	132.4
24	66 Patrick VERBELEN			NISSAN 200 NX	10	35:04.946	+3'08.541	119.6	2	3:07.211	134.7
25	666 Bart DE BAKKER			ALFA ROMEO 145	9	32:11.416	1 Laps	117.3	7	3:20.696	125.6
26	3 Samuel VERHEGGEN			MERCEDES 190 2,3 16V	9	34:18.375	1 Laps	110.0	7	3:06.438	135.2
27	124 Lorenzo SEGERS			BMW 325i	10	34:49.960	+2'53.555	120.4	6	3:07.777	134.3
Not started											
51	Stefan MEUS			BMW 325i							

Published at:

Track Status: **DRY**

Race Director	Stewards	Timekeeper: Xavi Lozano JOB-0057-CAT
----------------------	-----------------	---



BELCAR HISTORIC & YOUNGTIMER CUP


SPA RACING FESTIVAL

RACE 1

Best Sector Times

SECTOR 1			SECTOR 2			SECTOR 3			Pos	Driver	Ideal Lap	Best Lap
Pos	Driver	Time	Driver	Time	Driver	Time	Pos	Driver				
1	2 L.MOORTGAT	46.051	2 L.MOORTGAT	1:14.324	2 L.MOORTGAT	42.510	1	2 L.MOORTGAT	2:42.885	2:43.314	(1)	
2	4 J.VAN ELDEREN	46.972	24 B.VAN ELDEREN	1:14.639	24 B.VAN ELDEREN	43.339	2	24 B.VAN ELDEREN	2:45.158	2:45.989	(2)	
3	32 P.PAQUE	47.114	32 P.PAQUE	1:15.145	32 P.PAQUE	43.654	3	32 P.PAQUE	2:45.913	2:46.464	(3)	
4	24 B.VAN ELDEREN	47.180	4 J.VAN ELDEREN	1:15.536	4 J.VAN ELDEREN	43.832	4	4 J.VAN ELDEREN	2:46.340	2:46.648	(4)	
5	136 J.TIMMERMANS	47.399	49 E.ALDERS	1:16.110	94 G.VAN HAELEST	44.111	5	94 G.VAN HAELEST	2:48.254	2:48.669	(6)	
6	94 G.VAN HAELEST	47.656	69 B.THAENS	1:16.127	17 E.NULENS	44.327	6	136 J.TIMMERMANS	2:48.319	2:49.412	(9)	
7	90 E.BRUYNOOGHE	47.889	17 E.NULENS	1:16.241	136 J.TIMMERMANS	44.349	7	17 E.NULENS	2:48.654	2:48.708	(7)	
8	17 E.NULENS	48.086	90 E.BRUYNOOGHE	1:16.244	49 E.ALDERS	44.482	8	90 E.BRUYNOOGHE	2:48.755	2:49.070	(8)	
9	30 D.VAN ROMPUY	48.181	94 G.VAN HAELEST	1:16.487	30 D.VAN ROMPUY	44.612	9	49 E.ALDERS	2:49.094	2:49.831	(10)	
10	49 E.ALDERS	48.502	30 D.VAN ROMPUY	1:16.511	90 E.BRUYNOOGHE	44.622	10	30 D.VAN ROMPUY	2:49.304	2:50.516	(11)	
11	56 G.DIERCKX	49.813	136 J.TIMMERMANS	1:16.571	56 G.DIERCKX	45.429	11	56 G.DIERCKX	2:52.037	2:53.402	(12)	
12	97 L.BRANKAERT	50.078	33 T.KUIJL	1:16.603	19 F.GENTLEMAN'S	45.495	12	69 B.THAENS	2:52.611	2:53.524	(13)	
13	19 F.GENTLEMAN'S	50.472	56 G.DIERCKX	1:16.795	69 B.THAENS	46.008	13	19 F.GENTLEMAN'S	2:53.147	2:53.621	(14)	
14	69 B.THAENS	50.476	19 F.GENTLEMAN'S	1:17.180	33 T.KUIJL	46.009	14	33 T.KUIJL	2:53.336	2:54.293	(15)	
15	82 X.MARTENS	50.720	1 G.FRANCOIS	1:19.870	97 L.BRANKAERT	46.385	15	97 L.BRANKAERT	2:56.595	2:57.091	(16)	
16	33 T.KUIJL	50.724	97 L.BRANKAERT	1:20.132	82 X.MARTENS	46.853	16	1 G.FRANCOIS	2:58.581	2:58.693	(17)	
17	44 E.DE WEERDT	51.290	5 W.KUIJL	1:20.714	1 G.FRANCOIS	46.897	17	82 X.MARTENS	3:00.095	3:00.095	(18)	
18	1 G.FRANCOIS	51.814	80 M.VAN DOORSLAER	1:20.726	44 E.DE WEERDT	47.744	18	80 M.VAN DOORSLAER	3:00.618	3:02.027	(19)	
19	61 J.VAN NIEUWENBORGH	52.091	106 C.HÖTTE	1:20.726	80 M.VAN DOORSLAER	47.787	19	57 J.DIERCKX	3:01.821	3:02.879	(21)	
20	80 M.VAN DOORSLAER	52.105	66 P.VERBELEN	1:20.934	57 J.DIERCKX	48.138	20	61 J.VAN NIEUWENBORGH	3:02.423	3:02.540	(20)	
21	57 J.DIERCKX	52.682	57 J.DIERCKX	1:21.001	61 J.VAN NIEUWENBORGH	48.193	21	44 E.DE WEERDT	3:02.477	3:03.596	(22)	
22	66 P.VERBELEN	53.432	101 T.LAUREYNS	1:21.511	101 T.LAUREYNS	48.657	22	66 P.VERBELEN	3:03.241	3:07.211	(30)	
23	101 T.LAUREYNS	54.174	48 R.VAESSEN	1:21.617	106 C.HÖTTE	48.840	23	106 C.HÖTTE	3:04.305	3:06.754	(28)	
24	124 L.SEGERS	54.197	194 M.POTTERS	1:21.737	124 L.SEGERS	48.859	24	101 T.LAUREYNS	3:04.342	3:04.756	(23)	
25	3 S.VERHEGGEN	54.627	200 M.KOWALESKI	1:21.887	48 R.VAESSEN	48.870	25	5 W.KUIJL	3:05.009	3:06.057	(24)	
26	5 W.KUIJL	54.637	61 J.VAN NIEUWENBORGH	1:22.139	66 P.VERBELEN	48.875	26	48 R.VAESSEN	3:05.155	3:06.387	(25)	
27	48 R.VAESSEN	54.668	3 S.VERHEGGEN	1:22.353	223 F.FICK	49.290	27	124 L.SEGERS	3:06.147	3:07.777	(31)	
28	7 L.GEEBELEN	54.696	223 F.FICK	1:22.408	3 S.VERHEGGEN	49.458	28	3 S.VERHEGGEN	3:06.438	3:06.438	(26)	
29	6 G.DE BAER	54.730	82 X.MARTENS	1:22.522	194 M.POTTERS	49.510	29	194 M.POTTERS	3:06.492	3:07.170	(29)	
30	106 C.HÖTTE	54.739	78 C.MARCHIONE	1:22.982	78 C.MARCHIONE	49.518	30	200 M.KOWALESKI	3:06.549	3:06.549	(27)	
31	200 M.KOWALESKI	54.999	124 L.SEGERS	1:23.091	5 W.KUIJL	49.658	31	78 C.MARCHIONE	3:07.639	3:08.342	(32)	
32	78 C.MARCHIONE	55.139	89 M.VAN HOOL	1:23.182	200 M.KOWALESKI	49.663	32	60 S.GUILLEMIJN	3:09.946	3:10.464	(33)	
33	26 M.VANDENDIJK	55.179	60 S.GUILLEMIJN	1:23.361	60 S.GUILLEMIJN	50.633	33	89 M.VAN HOOL	3:10.044	3:11.033	(34)	
34	194 M.POTTERS	55.245	44 E.DE WEERDT	1:23.443	89 M.VAN HOOL	50.864	34	116 P.DUMONT	3:13.560	3:14.636	(37)	
35	116 P.DUMONT	55.315	250 H.BRAUNEISER	1:25.090	251 C.ROESSLE	51.014	35	250 H.BRAUNEISER	3:13.645	3:15.450	(39)	
36	60 S.GUILLEMIJN	55.952	666 B.DE BAKKER	1:25.454	143 S.JACOBS	51.271	36	251 C.ROESSLE	3:13.677	3:14.503	(36)	
37	89 M.VAN HOOL	55.998	116 P.DUMONT	1:26.168	6 G.DE BAER	51.273	37	6 G.DE BAER	3:13.719	3:15.315	(38)	
38	251 C.ROESSLE	56.197	251 C.ROESSLE	1:26.466	250 H.BRAUNEISER	51.321	38	143 S.JACOBS	3:14.525	3:15.790	(40)	
39	143 S.JACOBS	56.569	143 S.JACOBS	1:26.685	40 MAHIEU - MAHIEU	51.619	39	7 L.GEEBELEN	3:15.235	3:17.044	(41)	
40	250 H.BRAUNEISER	57.234	84 DAMSEALX - DAMSEALX	1:27.574	26 M.VANDENDIJK	51.627	40	26 M.VANDENDIJK	3:17.231	3:17.231	(42)	
41	40 MAHIEU - MAHIEU	57.923	6 G.DE BAER	1:27.716	7 L.GEEBELEN	51.824	41	40 MAHIEU - MAHIEU	3:18.799	3:20.337	(44)	
42	84 DAMSEALX - DAMSEALX	59.248	7 L.GEEBELEN	1:28.715	116 P.DUMONT	52.077	42	84 DAMSEALX - DAMSEALX	3:19.929	3:20.157	(43)	
43	666 B.DE BAKKER	1:00.242	40 MAHIEU - MAHIEU	1:29.257	84 DAMSEALX - DAMSEALX	53.107	43	666 B.DE BAKKER	3:19.933	3:20.696	(45)	



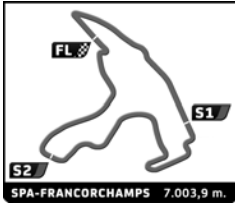


BELCAR HISTORIC & YOUNGTIMER CUP SPA RACING FESTIVAL RACE 1

Best Top Speeds

Driver	Team	3	Top 1		Top 2		Top 3		Top 4		Top 5	
			Kph	Lap	Kph	Lap	Kph	Lap	Kph	Lap	Kph	Lap
32 Pierre-Yves PAQUE	3	227.4	2	224.5	9	223.6	7	221.8	10	218.6	3	223,2
2 Luc MOORTGAT	3	224.5	3	223.1	8	222.7	9	220.9	6	220.4	10	222,3
24 Bas VAN ELDEREN	4	222.7	7	213.4	1	213.0	6	212.6	3	211.4	2	214,6
17 Eric NULENS	3	220.0	8	219.1	10	214.7	9	207.7	2	203.4	6	213,0
30 Dirk VAN ROMPUY	4	218.6	8	214.3	10	212.6	7	210.1	1	209.7	9	213,1
49 Evertjan ALDERS	4	218.6	10	213.4	8	205.3	7	204.5	1	202.2	3	208,8
90 Eric BRUYNOOGHE	4	214.3	8	212.2	3	211.8	7	211.4	10	211.4	9	212,2
4 Jan VAN ELDEREN	4	213.0	6	204.9	10	200.0	3	198.2	7	196.7	2	202,6
94 Gust VAN HAELST	4	213.0	1	209.3	7	203.8	2	203.0	10	200.7	9	206,0
19 Fair GENTLEMAN'S	4	212.6	6	207.3	7	207.3	10	206.1	3	205.7	2	207,8
136 John TIMMERMANS	4	207.3	10	205.7	8	204.5	3	204.2	9	202.2	1	204,8
33 Tim KUIJL	5	204.5	10	202.6	3	202.2	2	201.9	9	200.0	8	202,2
69 Ben THAENS	4	204.5	8	204.2	10	203.8	7	201.5	9	200.7	2	202,9
56 Geert DIERCKX	4	201.5	6	193.5	7	193.5	1	192.5	8	192.2	9	194,6
61 Juri VAN NIEUWENBORGH	4	200.0	9	198.9	8	185.2	10	182.7	3	181.2	6	189,6
82 Xavier MARTENS	2	199.6	8	194.2	7	190.8	10	190.8	6	187.8	9	192,6
80 Marc VAN DOORSLAER	5	199.6	1	197.8	9	197.4	10	196.7	2	196.0	6	197,5
57 Jasper DIERCKX	6	196.4	6	195.7	7	194.9	9	194.2	8	193.5	10	194,9
1 Guy FRANCOIS	1	194.2	8	192.5	3	189.1	7	185.2	1	184.3	2	189,1
48 Robert VAESSEN	5	190.1	1	187.5	6	186.2	10	185.9	3	185.9	2	187,1
3 Samuel VERHEGGEN	4	187.8	7	187.5	6	184.9	3	184.0	2	183.1	9	185,5
5 Wim KUIJL	2	186.9	2	184.9	7	184.0	6	183.1	10	182.4	8	184,3
223 Floris FICK	2	186.9	1									186,9
66 Patrick VERBELEN	4	186.5	6	180.3	1	173.1	2	168.7	8	166.9	10	175,1
106 Christoph HÖTTE	5	184.3	7	182.1	9	180.9	3	178.8	10	178.2	8	180,9
250 Hans-Gerd BRAUNEISER	2	184.0	6	178.8	5	163.1	2	153.6	7	149.8	1	165,9
200 Michel KOWALESKI	2	183.4	1	175.3	2							179,4
124 Lorenzo SEGERS	4	182.1	6	169.8	9	169.3	7	168.7	1	161.9	8	170,4
194 Mario POTTERS	4	181.8	6	178.8	1	177.3	3	174.5	8	174.2	2	177,3
89 Matthias VAN HOOL	5	181.2	7	178.8	8	177.9	9	177.3	10	170.3	1	177,1
143 Stefan JACOBS	2	181.2	8	180.6	10	175.3	6	172.8	7	171.4	9	176,3
97 Luc BRANKAERT	2	180.6	7	169.5	2	168.0	6	165.4	1	158.6	8	168,4
251 Christoph ROESSLE	2	180.3	9	175.6	8	171.7	6	170.6	1	168.7	2	173,4
60 Steven GUILLEMIJN	5	180.0	7	179.1	9	178.8	6	178.2	10	177.9	8	178,8
101 Tom LAUREYNS	6	179.4	9	175.6	7	172.5	10	171.7	1	171.2	6	174,1
44 Emiel DE WEERDT	2	175.6	1	172.5	2							174,1
116 Pierre Philippe DUMONT	2	175.3	8	171.4	10	169.5	9	167.7	7	166.9	6	170,2
78 Canio MARCHIONE	2	173.9	7	173.4	2	169.5	1	167.4	10	165.9	8	170,0
7 Luc GEEBELEN	1	169.3	9	165.6	8	165.1	7	164.1	6	162.2	2	165,3
84 DAMSEAUX - DAMSEAUX	2	167.2	6	164.1	8	164.1	9	163.9	7	161.0	2	164,1
6 Guy DE BAER	2	163.9	8	161.4	1	161.2	9	159.5	7	159.1	10	161,0
40 MAHIEU - MAHIEU	2	162.4	2	161.0	8	159.5	9	150.8	1	150.4	6	156,8
666 Bart DE BAKKER	5	162.4	1	161.2	2	161.2	6	160.7	7	159.3	8	161,0
26 Marc VANDENDIJK	1	160.7	2	157.9	1	129.5	5	116.1	4	105.5	3	133,9
9 Dirk KUYL	2											
36 Francis LACROIX	2											
51 Stefan MEUS	4											






BELCAR HISTORIC & YOUNGTIMER CUP
SPA RACING FESTIVAL
RACE 1

Best Top Speeds

Driver	Team	Top 1		Top 2		Top 3		Top 4		Top 5		
		Kph	Lap	Kph	Lap	Kph	Lap	Kph	Lap	Kph	Lap	Avg
42 Christian MARX												6






BELCAR HISTORIC & YOUNGTIMER CUP SPA RACING FESTIVAL RACE 1

Fastest Lap Sequence

Practice Time	Driver	Team	Car	Class	Time	Kph	Lap
5:36.113	42 Christian MARX		TRIUMPH TR8	6	2:47.835	150.2	2
5:36.453	2 Luc MOORTGAT		PORSCHE 964 Cup	3	2:45.181	152.6	2
23:38.017	2 Luc MOORTGAT		PORSCHE 964 Cup	3	2:44.121	153.6	7
29:05.749	2 Luc MOORTGAT		PORSCHE 964 Cup	3	2:43.314	154.4	9






BELCAR HISTORIC & YOUNGTIMER CUP

SPA RACING FESTIVAL

RACE 1

Lap Chart

		LAP										
Nr	Pos	Grid	1	2	3	4	5	6	7	8	9	10
42	1	42	42	42	2	2	2	2	2	2	2	2
4	2	4	24	2	42	42	42	24	24	24	24	24
24	3	24	2	24	24	24	24	42	94	4	4	32
2	4	2	4	4	4	4	4	94	4	94	32	4
32	5	32	94	32	32	32	32	4	32	32	94	94
94	6	94	32	94	94	94	94	49	42	42	49	90
30	7	30	90	30	30	30	30	32	49	49	42	49
136	8	136	49	49	49	49	49	30	30	90	90	17
90	9	90	30	90	17	17	17	17	90	30	17	136
49	10	49	136	17	136	136	136	90	136	17	136	30
19	11	19	17	136	90	90	90	136	17	136	30	42
33	12	33	19	19	19	19	19	19	19	19	19	19
69	13	69	33	33	33	33	33	33	33	33	56	56
17	14	17	69	69	69	69	69	69	56	56	33	33
80	15	80	80	80	56	56	56	56	69	69	69	69
48	16	48	48	56	80	80	80	57	97	97	57	80
3	17	3	56	48	57	57	57	80	57	1	80	57
106	18	106	57	57	48	48	48	1	1	57	82	82
66	19	66	3	61	61	61	61	97	80	80	61	61
57	20	57	194	3	1	1	1	48	82	82	1	101
89	21	89	61	106	3	3	3	61	61	61	48	48
61	22	61	106	1	106	106	106	82	48	48	101	194
194	23	194	89	194	194	194	194	194	194	194	194	5
124	24	124	66	66	66	66	97	3	3	101	5	106
666	25	666	124	89	97	97	66	106	106	5	124	1
60	26	60	1	44	82	82	82	66	101	124	106	78
51	27	51	60	97	89	89	89	101	5	106	78	89
56	28	56	44	82	124	124	124	124	78	89	60	60
223	35	223	223	124	101	101	101	5	78	89	60	124
44	36	44	666	200	5	5	5	78	89	60	6	6
82	37	82	97	101	78	78	78	89	60	3	66	66
101	38	101	82	5	60	60	60	60	6	6	36	36
5	39	5	101	78	666	666	666	6	66	66	143	143
1	40	1	200	60	6	6	6	7	7	36	116	116
78	41	78	78	666	7	7	7	116	143	143	7	7
97	42	97	5	6	143	143	143	143	36	7	251	251
200	43	200	6	7	26	26	116	36	116	116	666	666
251	44	251	143	143	116	116	251	666	251	251	84	84
143	45	143	7	26	251	251	36	251	666	666	40	40
116	46	116	116	116	36	36	84	84	84	84	3	3
6	47	6	26	251	84	84	40	40	40	40	40	40
7	48	7	251	36	40	40	26	250	250			
84		84	84	84	250	250	250					
26		26	36	40								
40		40	40	250								
9		9	250									
36		36										
250		250										




BELCAR HISTORIC & YOUNGTIMER CUP SPA RACING FESTIVAL RACE 1

Analysis by lap

Lapped

Nr	Lap Time	Gap	Nr	Lap Time	Gap	Nr	Lap Time	Gap	Nr	Lap Time	Gap	Nr	Lap Time	Gap
Lap 1			49	2:53.025	14.803	48	3:12.311	58.798	5	4:17.142	32.010	26	4:51.666	1:18.863
42	2:48.278		90	2:53.970	15.332	61	3:10.280	1:03.198	78	4:08.200	33.733	Lap 6		
24	2:49.187	0.909	17	2:51.724	15.455	1	3:09.287	1:04.222	60	4:01.215	35.507	2	2:46.307	
2	2:51.272	2.994	136	2:52.609	15.910	3	3:11.183	1:04.759	666	3:56.861	37.050	24	2:48.974	3.300
4	2:51.287	3.009	19	2:55.071	20.803	106	3:12.649	1:06.554	6	3:52.574	38.211	42	2:53.777	7.700
94	2:53.584	5.306	33	2:54.833	21.335	194	3:12.521	1:07.644	7	3:50.583	39.199	94	2:53.527	8.719
32	2:53.698	5.420	69	2:57.902	26.302	66	3:12.005	1:09.237	143	3:37.708	43.598	4	2:55.260	9.879
90	2:57.475	9.197	80	3:03.987	34.614	97	3:13.945	1:15.879	26	3:38.669	45.079	49	2:53.732	10.120
49	2:57.891	9.613	56	2:59.287	35.608	82	3:12.661	1:17.167	116	3:39.079	47.678	32	2:55.247	10.213
30	2:58.543	10.265	48	3:06.682	42.904	89	3:22.850	1:23.618	251	3:38.891	48.383	30	2:54.536	10.661
136	2:59.414	11.136	57	3:04.082	43.679	124	3:23.565	1:30.000	36	3:37.762	49.542	17	2:55.380	12.078
17	2:59.844	11.566	61	3:06.665	49.335	101	3:19.719	1:31.237	84	3:40.617	54.926	90	2:54.408	12.766
19	3:01.845	13.567	3	3:09.068	49.993	5	3:19.768	1:32.045	40	3:40.316	55.408	136	2:55.650	13.068
33	3:02.615	14.337	106	3:06.754	50.322	78	3:27.859	1:42.710	250	4:17.312	4:16.744	19	2:54.728	16.066
69	3:04.513	16.235	1	2:58.693	51.352	60	3:34.928	1:51.469	Lap 5					
80	3:06.740	18.462	194	3:10.099	51.540	666	3:36.013	1:57.366	2	4:17.882				
48	3:12.335	24.057	66	3:07.211	53.649	6	3:27.490	2:02.814	42	4:17.289	0.230			
56	3:12.434	24.156	89	3:12.544	57.185	7	3:28.343	2:05.793	24	4:17.041	0.633			
57	3:15.710	27.432	44	3:03.596	57.575	143	3:44.338	2:23.067	4	4:16.281	0.926			
3	3:17.038	28.760	97	3:01.649	58.351	26	3:43.707	2:23.587	32	4:15.319	1.273			
194	3:17.554	29.276	82	3:03.485	1:00.923	116	3:42.538	2:25.776	94	4:14.561	1.499			
61	3:18.783	30.505	124	3:14.355	1:02.852	251	3:42.670	2:26.669	30	4:14.485	2.432			
106	3:19.681	31.403	200	3:06.549	1:07.338	36	3:40.169	2:28.957	49	4:14.095	2.695			
89	3:20.754	32.476	101	3:08.035	1:07.935	84	3:38.471	2:31.486	17	4:13.938	3.005			
66	3:22.551	34.273	5	3:06.285	1:08.694	40	3:38.143	2:32.269	136	4:12.693	3.725			
124	3:24.610	36.332	78	3:09.494	1:11.268	250	5:17.751	5:16.609	90	4:12.469	4.665			
1	3:28.772	40.494	60	3:20.088	1:12.958	Lap 4			19	4:14.650	7.645			
60	3:28.983	40.705	666	3:21.515	1:17.770	2	5:17.177		33	4:15.203	9.195			
44	3:30.092	41.814	6	3:17.182	1:31.741	42	5:17.443	0.823	69	4:15.139	9.898			
223	3:31.797	43.519	7	3:17.044	1:33.867	24	5:17.416	1.474	56	4:15.061	10.716			
666	3:32.368	44.090	143	3:19.622	1:35.146	4	5:17.343	2.527	80	4:14.826	11.603			
97	3:32.815	44.537	26	3:17.231	1:36.297	32	5:17.152	3.836	57	4:15.616	13.110			
82	3:33.551	45.273	116	3:21.043	1:39.655	94	5:17.534	4.820	48	4:17.003	16.137			
101	3:36.013	47.735	251	3:19.972	1:40.416	30	5:10.394	5.829	61	4:17.530	17.563			
200	3:36.902	48.624	36	3:18.704	1:45.205	49	5:10.439	6.482	1	4:15.769	18.267			
78	3:37.887	49.609	84	3:23.612	1:49.432	17	5:10.458	6.949	3	4:16.962	19.832			
5	3:38.522	50.244	40	3:22.669	1:50.543	136	5:06.730	8.914	106	4:15.603	20.379			
6	3:50.672	1:02.394	250	3:26.424	2:55.275	90	5:07.157	10.078	194	4:15.732	21.062			
143	3:51.637	1:03.359	Lap 3			19	5:06.665	10.877	97	4:14.569	22.676			
7	3:52.936	1:04.658	2	2:56.077		33	5:04.199	11.874	66	4:15.608	22.695			
116	3:54.725	1:06.447	42	2:56.974	0.557	69	4:55.805	12.641	82	4:14.445	23.519			
26	3:55.179	1:06.901	24	2:56.857	1.235	56	4:54.486	13.537	89	4:14.834	25.638			
251	3:56.557	1:08.279	4	2:56.956	2.361	80	4:43.990	14.659	124	4:14.028	26.319			
84	4:01.933	1:13.655	32	2:56.046	3.861	57	4:38.456	15.376	101	4:13.679	26.662			
36	4:02.614	1:14.336	94	2:54.410	4.463	48	4:35.395	17.016	5	4:13.241	27.369			
40	4:03.987	1:15.709	30	2:55.373	12.612	61	4:31.894	17.915	78	4:12.172	28.023			
250	5:04.964	2:16.686	49	2:54.834	13.220	1	4:33.335	20.380	60	4:11.834	29.459			
Lap 2			17	2:54.630	13.668	3	4:33.170	20.752	666	4:12.753	31.921			
42	2:47.835		136	2:59.868	19.361	106	4:33.281	22.658	6	4:12.190	32.519			
2	2:45.181	0.340	90	3:01.183	20.098	194	4:32.745	23.212	7	4:13.071	34.388			
24	2:47.721	0.795	19	2:57.003	21.389	66	4:32.909	24.969	143	4:09.556	35.272			
4	2:46.648	1.822	33	2:59.934	24.852	97	4:27.287	25.989	116	4:07.977	37.773			
32	2:46.647	4.232	69	3:04.128	34.013	82	4:26.966	26.956	251	4:08.587	39.088			
94	2:48.999	6.470	56	2:57.037	36.228	89	4:22.245	28.686	36	4:08.136	39.796			
30	2:51.226	13.656	80	3:09.649	47.846	124	4:17.350	30.173	84	4:05.403	42.447			
			57	3:06.835	54.097	101	4:16.805	30.865	40	4:06.311	43.837			
									Lap 7					
									2	2:44.121				
									24	2:46.463	5.642			
									94	2:48.669	13.267			
									4	2:48.398	14.156			
									32	2:49.598	15.690			
									42	2:52.417	15.996			
									49	2:50.315	16.314			
									30	2:50.516	17.056			
									90	2:49.869	18.514			






BELCAR HISTORIC & YOUNGTIMER CUP SPA RACING FESTIVAL RACE 1

Analysis by lap

Lapped

Nr	Lap Time	Gap	Nr	Lap Time	Gap	Nr	Lap Time	Gap	Nr	Lap Time	Gap	Nr	Lap Time	Gap		
136	2:50.794	19.741	194	3:07.170	1:28.554	Lap 10										
17	2:52.089	20.046	101	3:06.747	1:29.825	2	2:50.656									
19	2:53.621	25.566	5	3:08.809	1:35.869	7	3:20.686	1 Lap								
33	2:55.185	30.609	124	3:09.046	1:36.959	251	3:20.271	1 Lap								
56	2:53.402	31.122	106	3:17.966	1:40.356	24	2:50.753	10.021								
69	2:54.782	32.243	78	3:12.353	1:43.276	666	3:26.532	1 Lap								
97	2:57.091	48.740	89	3:12.964	1:48.173	32	2:49.587	22.435								
57	3:05.613	51.174	60	3:13.406	1:49.332	84	3:27.957	1 Lap								
1	3:02.208	51.461	250	3:33.536	1 Lap	4	2:53.457	25.728								
80	3:05.952	54.840	3	3:38.887	2:00.831	40	3:29.051	1 Lap								
82	3:02.847	1:00.671	6	3:15.315	2:07.609	94	2:51.727	27.932								
61	3:05.687	1:01.658	66	3:14.557	2:08.264	90	2:53.210	32.220								
250	3:15.450	1 Lap	36	3:12.170	2:08.906	49	2:55.074	32.673								
48	3:10.344	1:02.440	143	3:15.790	2:11.586	17	2:52.723	33.048								
194	3:07.287	1:05.802	7	3:17.972	2:13.509	136	2:51.812	33.054								
3	3:06.438	1:06.362	116	3:16.560	2:13.935	30	2:52.778	34.035								
106	3:06.846	1:06.808	251	3:15.132	2:14.224	42	2:57.519	35.689								
101	3:04.756	1:07.496	666	3:21.571	2:22.449	19	2:54.855	50.394								
5	3:06.057	1:11.478	84	3:20.386	2:30.500	56	2:53.726	55.649								
124	3:08.663	1:12.331	40	3:20.337	2:31.204	33	2:54.293	56.507								
78	3:09.404	1:15.341	Lap 9						69	2:55.407	57.662					
89	3:11.033	1:19.627	2	2:43.314		80	3:03.914	1:45.911								
60	3:10.464	1:20.344	24	2:45.989	9.924	57	3:06.535	1:47.198								
6	3:18.687	1:36.712	4	2:47.809	22.927	82	3:07.259	1:53.239								
66	3:37.885	1:38.125	32	2:46.464	23.504	61	3:09.388	2:01.672								
7	3:18.097	1:39.955	94	2:50.348	26.861	101	3:06.442	2:09.149								
143	3:17.795	1:40.214	49	2:49.842	28.255	48	3:08.732	2:11.040								
36	3:18.181	1:41.154	42	2:50.857	28.826	194	3:13.212	2:17.831								
116	3:19.812	1:41.793	90	2:49.814	29.666	5	3:08.605	2:18.491								
251	3:14.503	1:43.510	17	2:49.959	30.981	3	5:55.109	1 Lap								
666	3:20.696	1:45.296	136	2:50.477	31.898	106	3:08.522	2:22.240								
84	3:20.157	1:54.532	30	2:51.928	31.913	1	3:32.074	2:30.427								
40	3:20.557	1:55.285	19	2:54.319	46.195	78	3:14.691	2:37.784								
Lap 8			56	2:55.177	52.579	89	3:12.521	2:39.300								
2	2:44.418		33	2:55.667	52.870	60	3:12.535	2:40.754								
24	2:46.025	7.249	69	2:54.876	52.911	124	3:40.149	2:53.555								
4	2:48.694	18.432	57	3:03.700	1:31.319	6	3:16.608	3:07.245								
94	2:50.978	19.827	80	3:03.518	1:32.653	66	3:17.484	3:08.541								
32	2:49.082	20.354	82	3:03.602	1:36.636	36	3:16.872	3:09.036								
42	2:49.705	21.283	61	3:06.474	1:42.940	143	3:17.525	3:13.890								
49	2:49.831	21.727	1	3:22.976	1:49.009	116	3:18.533	3:17.173								
90	2:49.070	23.166	48	3:09.743	1:52.964											
30	2:50.661	23.299	101	3:06.852	1:53.363											
17	2:48.708	24.336	194	3:10.035	1:55.275											
136	2:49.412	24.735	5	3:07.987	2:00.542											
19	2:54.042	35.190	124	3:10.417	2:04.062											
33	2:54.326	40.517	106	3:07.332	2:04.374											
56	2:54.012	40.716	78	3:13.787	2:13.749											
69	2:53.524	41.349	89	3:12.576	2:17.435											
97	3:00.372	1:04.694	60	3:12.857	2:18.875											
1	3:02.304	1:09.347	6	3:16.998	2:41.293											
57	3:04.177	1:10.933	66	3:16.763	2:41.713											
80	3:02.027	1:12.449	36	3:17.228	2:42.820											
82	3:00.095	1:16.348	143	3:18.749	2:47.021											
61	3:02.540	1:19.780	116	3:18.675	2:49.296											
48	3:08.513	1:26.535														






BELCAR HISTORIC & YOUNGTIMER CUP

SPA RACING FESTIVAL

RACE 1

Analysis

Lap	Time	Sector 1	Sector 2	Sector 3	T. Spd	Elapsed	Lap	Time	Sector 1	Sector 2	Sector 3	T. Spd	Elapsed
1 Guy FRANCOIS							LOTUS Elan						
1	3:28.772	1:20.079	1:20.468	48.225	185.2	3:28.772	4	4:17.142	1:09.098	1:29.943	1:38.101	129.3	14:21.717
2	2:58.693	51.926	1:19.870	46.897	184.3	6:27.465	5	4:13.241	1:32.756	1:36.691	1:03.794	116.4	18:34.958
3	3:09.287	51.814	1:26.285	51.188	192.5	9:36.752	6	3:08.480	55.473	1:22.676	50.331	184.0	21:43.438
4	4:33.335	1:10.928	1:47.022	1:35.385	111.7	14:10.087	7	3:06.057	54.969	1:21.107	49.981	184.9	24:49.495
5	4:15.769	1:34.256	1:39.944	1:01.569	117.1	18:25.856	8	3:08.809	55.076	1:22.913	50.820	182.4	27:58.304
6	3:01.414	53.544	1:20.924	46.946	183.4	21:27.270	9	3:07.987	55.110	1:20.714	52.163	181.5	31:06.291
7	3:02.208	53.275	1:20.663	48.270	189.1	24:29.478	10	3:08.605	54.992	1:21.357	52.256	183.1	34:14.896
8	3:02.304	53.254	1:20.195	48.855	194.2	27:31.782							
9	3:22.976	58.218	1:27.393	57.365	153.4	30:54.758							
10	3:32.074	1:04.217	1:30.347	57.510	140.1	34:26.832							
2 Luc MOORTGAT							PORSCHE 964 Cup						
1	2:51.272	51.073	1:16.545	43.654	205.7	2:51.272	1	3:50.672	1:29.138	1:29.041	52.493	161.4	3:50.672
2	2:45.181	46.051	1:15.627	43.503	215.1	5:36.453	2	3:17.182	56.237	1:29.573	51.372	158.6	7:07.854
3	2:56.077	46.384	1:14.451	55.242	224.5	8:32.530	3	3:27.490	1:01.178	1:32.395	53.917	136.5	10:35.344
4	5:17.177	1:36.433	2:08.098	1:32.646	84.1	13:49.707	4	3:52.574	1:12.943	1:32.021	1:07.610	126.2	14:27.918
5	4:17.882	1:31.003	1:48.868	58.011	119.7	18:07.589	5	4:12.190	1:31.498	1:34.981	1:05.711	118.7	18:40.108
6	2:46.307	49.044	1:14.753	42.510	220.9	20:53.896	6	3:15.934	56.189	1:28.472	51.273	157.2	21:56.042
7	2:44.121	46.517	1:14.600	43.004	218.6	23:38.017	7	3:18.687	55.678	1:31.153	51.856	159.5	25:14.729
8	2:44.418	47.189	1:14.324	42.905	223.1	26:22.435	8	3:15.315	54.994	1:28.976	51.345	163.9	28:30.044
9	2:43.314	46.219	1:14.389	42.706	222.7	29:05.749	9	3:16.998	54.730	1:27.716	54.552	161.2	31:47.042
10	2:50.656	46.310	1:14.399	49.947	220.4	31:56.405	10	3:16.608	54.747	1:28.572	53.289	159.1	35:03.650
3 Samuel VERHEGGEN							MERCEDES 190 2,3 16V						
1	3:17.038	1:00.687	1:25.366	50.985	160.2	3:17.038	1	3:52.936	1:30.332	1:30.031	52.573	159.5	3:52.936
2	3:09.068	55.949	1:23.040	50.079	184.0	6:26.106	2	3:17.044	55.989	1:29.231	51.824	162.2	7:09.980
3	3:11.183	55.699	1:24.556	50.928	184.9	9:37.289	3	3:28.343	1:02.603	1:32.174	53.566	131.7	10:38.323
4	4:33.170	1:11.531	1:46.485	1:35.154	109.1	14:10.459	4	3:50.583	1:10.647	1:33.167	1:06.769	122.4	14:28.906
5	4:16.962	1:34.854	1:39.727	1:02.381	119.1	18:27.421	5	4:13.071	1:31.829	1:34.379	1:06.863	123.3	18:41.977
6	3:10.520	56.376	1:23.454	50.690	187.5	21:37.941	6	3:17.898	56.385	1:28.715	52.798	164.1	21:59.875
7	3:06.438	54.627	1:22.353	49.458	187.8	24:44.379	7	3:18.097	55.370	1:30.793	51.934	165.1	25:17.972
8	3:38.887	54.903	1:32.464	1:11.520	177.0	28:23.266	8	3:17.972	55.377	1:30.116	52.479	165.6	28:35.944
9	5:55.109	3:40.912	1:23.061	51.136	183.1	34:18.375	9	3:20.686	54.696	1:30.116	55.874	169.3	31:56.630
4 Jan VAN ELDEREN							FORD Sierra Cosworth RS						
1	2:51.287	50.488	1:16.767	44.032	195.3	2:51.287	1	2:59.844	53.273	1:21.132	45.439	199.3	2:59.844
2	2:46.648	47.280	1:15.536	43.832	196.7	5:37.935	2	2:51.724	48.236	1:18.089	45.399	207.7	5:51.568
3	2:56.956	46.972	1:15.744	54.240	200.0	8:34.891	3	2:54.630	48.544	1:16.944	49.142	198.2	8:46.198
4	5:17.343	1:40.770	2:03.532	1:33.041	116.6	13:52.234	4	5:10.458	1:38.626	1:59.135	1:32.697	116.0	13:56.656
5	4:16.281	1:32.207	1:47.487	56.587	121.5	18:08.515	5	4:13.938	1:31.845	1:47.256	54.837	121.3	18:10.594
6	2:55.260	51.458	1:18.196	45.606	213.0	21:03.775	6	2:55.380	51.016	1:19.440	44.924	203.4	21:05.974
7	2:48.398	47.079	1:16.969	44.350	198.2	23:52.173	7	2:52.089	49.091	1:17.376	45.622	202.2	23:58.063
8	2:48.694	47.363	1:17.252	44.079	187.5	26:40.867	8	2:48.708	48.140	1:16.241	44.327	220.0	26:46.771
9	2:47.809	47.347	1:15.788	44.674	194.6	29:28.676	9	2:49.959	48.577	1:16.856	44.526	214.7	29:36.730
10	2:53.457	48.490	1:16.779	48.188	204.9	32:22.133	10	2:52.723	48.086	1:17.851	46.786	219.1	32:29.453
5 Wim KUIJL							FORD Capri						
1	3:38.522	1:25.280	1:22.447	50.795	180.0	3:38.522	1	3:01.845	54.801	1:20.147	46.897	203.4	3:01.845
2	3:06.285	54.637	1:21.990	49.658	186.9	6:44.807	2	2:55.071	51.200	1:17.870	46.001	205.7	5:56.916
3	3:19.768	56.683	1:29.735	53.350	147.1	10:04.575	3	2:57.003	50.980	1:17.180	48.843	206.1	8:53.919
							MERCEDES 190 2,3 16V						
4	5:06.665	1:37.149	1:55.843	1:33.673	113.4	14:00.584	4	3:01.845	54.801	1:20.147	46.897	203.4	3:01.845
5	4:14.650	1:32.694	1:44.837	57.119	113.2	18:15.234	5	2:55.071	51.200	1:17.870	46.001	205.7	5:56.916
6	2:54.728	51.279	1:17.729	45.720	212.6	21:09.962	6	2:57.003	50.980	1:17.180	48.843	206.1	8:53.919
7	2:53.621	50.472	1:17.396	45.753	207.3	24:03.583	7	5:06.665	1:37.149	1:55.843	1:33.673	113.4	14:00.584
8	2:54.042	50.824	1:17.723	45.495	203.8	26:57.625	8	4:14.650	1:32.694	1:44.837	57.119	113.2	18:15.234
9	2:54.319	50.736	1:17.904	45.679	200.7	29:51.944	9	2:54.319	50.736	1:17.904	45.679	200.7	29:51.944



BELCAR HISTORIC & YOUNGTIMER CUP


SPA RACING FESTIVAL

RACE 1

Analysis

■ Personal Best
 ■ Session Best
 ■ Crossing the finish line in pit lane

Lap	Time	Sector 1	Sector 2	Sector 3	T. Spd	Elapsed	Lap	Time	Sector 1	Sector 2	Sector 3	T. Spd	Elapsed
24 Bas VAN ELDEREN													
BMW E30 325i													
1	2:49.187	49.186	1:16.301	43.700	213.4	2:49.187	7	2:55.185	51.659	1:17.113	46.413	198.5	24:08.626
2	2:47.721	47.663	1:15.758	44.300	211.4	5:36.908	8	2:54.326	51.417	1:16.603	46.306	200.0	27:02.952
3	2:56.857	47.180	1:15.693	53.984	212.6	8:33.765	9	2:55.667	51.122	1:17.482	47.063	201.9	29:58.619
4	5:17.416	1:37.910	2:06.824	1:32.682	119.2	13:51.181	10	2:54.293	50.724	1:16.659	46.910	204.5	32:52.912
5	4:17.041	1:32.314	1:47.717	57.010	111.0	18:08.222							
6	2:48.974	50.461	1:15.174	43.339	213.0	20:57.196							
7	2:46.463	47.794	1:15.229	43.440	222.7	23:43.659							
8	2:46.025	47.334	1:14.978	43.713	208.1	26:29.684							
9	2:45.989	47.493	1:14.639	43.857	201.5	29:15.673							
10	2:50.753	47.562	1:16.189	47.002	207.7	32:06.426							
26 Marc VANDENDIJK													
NL LOTUS Elan													
1	3:55.179	1:31.978	1:30.856	52.345	157.9	3:55.179							
2	3:17.231	55.179	1:30.425	51.627	160.7	7:12.410							
3	3:43.707	1:13.674	1:35.444	54.589	105.5	10:56.117							
4	3:38.669	1:10.367	1:34.383	53.919	116.1	14:34.786							
5	4:51.666	1:28.691	1:41.644	1:41.331	129.5	19:26.452							
30 Dirk VAN ROMPUY													
BMW M3													
1	2:58.543	52.936	1:19.593	46.014	210.1	2:58.543							
2	2:51.226	48.797	1:17.063	45.366	208.9	5:49.769							
3	2:55.373	48.678	1:16.872	49.823	193.9	8:45.142							
4	5:10.394	1:36.438	2:01.075	1:32.881	129.8	13:55.536							
5	4:14.485	1:31.555	1:47.426	55.504	130.0	18:10.021							
6	2:54.536	51.019	1:18.905	44.612	197.1	21:04.557							
7	2:50.516	48.785	1:16.513	45.218	212.6	23:55.073							
8	2:50.661	48.181	1:17.078	45.402	218.6	26:45.734							
9	2:51.928	49.377	1:16.511	46.040	209.7	29:37.662							
10	2:52.778	48.499	1:17.417	46.862	214.3	32:30.440							
32 Pierre-Yves PAQUE													
Porsche 964													
1	2:53.698	52.153	1:16.893	44.652	217.3	2:53.698							
2	2:46.647	47.713	1:15.280	43.654	227.4	5:40.345							
3	2:56.046	47.587	1:15.848	52.611	218.6	8:36.391							
4	5:17.152	1:40.959	2:03.433	1:32.760	133.8	13:53.543							
5	4:15.319	1:31.743	1:48.092	55.484	138.6	18:08.862							
6	2:55.247	51.105	1:18.995	45.147	216.4	21:04.109							
7	2:49.598	48.252	1:16.833	44.513	223.6	23:53.707							
8	2:49.082	47.114	1:17.387	44.581	210.5	26:42.789							
9	2:46.464	47.528	1:15.145	43.791	224.5	29:29.253							
10	2:49.587	48.378	1:15.804	45.405	221.8	32:18.840							
33 Tim KUIJL													
BMW E36 325 i													
1	3:02.615	55.126	1:20.107	47.382	193.9	3:02.615							
2	2:54.833	51.604	1:17.220	46.009	202.2	5:57.448							
3	2:59.934	50.970	1:17.227	51.737	202.6	8:57.382							
4	5:04.199	1:35.200	1:55.039	1:33.960	106.0	14:01.581							
5	4:15.203	1:32.781	1:44.223	58.199	118.7	18:16.784							
6	2:56.657	51.807	1:18.417	46.433	195.7	21:13.441							
36 Francis LACROIX													
Porsche 914 / 6													
1	4:02.614					4:02.614							
2	3:18.704					7:21.318							
3	3:40.169					11:01.487							
4	3:37.762					14:39.249							
5	4:08.136					18:47.385							
6	3:13.605					22:00.990							
7	3:18.181					25:19.171							
8	3:12.170					28:31.341							
9	3:17.228					31:48.569							
10	3:16.872					35:05.441							
40 MAHIEU - MAHIEU													
TRIUMPH TR3 A													
1	4:03.987	1:37.666	1:32.445	53.876	150.8	4:03.987							
2	3:22.669	58.315	1:31.400	52.954	162.4	7:26.656							
3	3:38.143	1:07.887	1:35.746	54.510	118.8	11:04.799							
4	3:40.316	1:11.877	1:33.531	54.908	119.7	14:45.115							
5	4:06.311	1:24.609	1:39.446	1:02.256	110.4	18:51.426							
6	3:21.319	59.270	1:29.334	52.715	150.4	22:12.745							
7	3:20.557	59.681	1:29.257	51.619	143.6	25:33.302							
8	3:20.337	57.923	1:29.640	52.774	161.0	28:53.639							
9	3:29.051	58.076	1:31.030	59.945	159.5	32:22.690							
42 Christian MARX													
TRIUMPH TR8													
1	2:48.278					2:48.278							
2	2:47.835					5:36.113							
3	2:56.974					8:33.087							
4	5:17.443					13:50.530							
5	4:17.289					18:07.819							
6	2:53.777					21:01.596							
7	2:52.417					23:54.013							
8	2:49.705					26:43.718							
9	2:50.857					29:34.575							
10	2:57.519					32:32.094							
44 Emiel DE WEERDT													
Ford GT 40 KVA													
1	3:30.092	1:18.905	1:23.443	47.744	175.6	3:30.092							
2	3:03.596	51.290	1:24.093	48.213	172.5	6:33.688							
48 Robert VAESSEN													
NL BMW E30													
1	3:12.335	59.067	1:21.617	51.651	190.1	3:12.335							
2	3:06.682	55.112	1:22.700	48.870	185.9	6:19.017							
3	3:12.311	55.451	1:24.848	52.012	185.9	9:31.328							
4	4:35.395	1:10.910	1:50.731	1:33.754	111.6	14:06.723							
5	4:17.003	1:34.278	1:41.512	1:01.213	122.6	18:23.726							
6	3:06.387	54.668	1:22.265	49.454	187.5	21:30.113							
7	3:10.344	55.826	1:24.365	50.153	184.3	24:40.457							



BELCAR HISTORIC & YOUNGTIMER CUP


SPA RACING FESTIVAL

RACE 1

Analysis

■ Personal Best ■ Session Best B Crossing the finish line in pit lane

Lap	Time	Sector 1	Sector 2	Sector 3	T. Spd	Elapsed	Lap	Time	Sector 1	Sector 2	Sector 3	T. Spd	Elapsed
8	3:08.513	55.844	1:22.612	50.057	184.6	27:48.970							
9	3:09.743	55.657	1:23.244	50.842	184.6	30:58.713							
10	3:08.732	55.720	1:22.342	50.670	186.2	34:07.445							
49 Evertjan ALDERS							61 Juri VAN NIEUWENBORGH						
BMW 325i							BMW E30						
1	2:57.891	52.761	1:20.145	44.985	204.5	2:57.891	1	3:18.783	1:01.959	1:26.895	49.929	160.0	3:18.783
2	2:53.025	49.265	1:18.583	45.177	200.4	5:50.916	2	3:06.665	54.532	1:23.590	48.543	172.2	6:25.448
3	2:54.834	48.754	1:16.110	49.970	202.2	8:45.750	3	3:10.280	52.687	1:26.999	50.594	182.7	9:35.728
4	5:10.439	1:38.495	1:59.017	1:32.927	111.3	13:56.189	4	4:31.894	1:10.157	1:47.809	1:33.928	116.6	14:07.622
5	4:14.095	1:31.889	1:47.254	54.952	124.6	18:10.284	5	4:17.530	1:34.134	1:41.621	1:01.775	121.5	18:25.152
6	2:53.732	50.345	1:18.563	44.824	198.9	21:04.016	6	3:08.836	53.939	1:25.214	49.683	181.2	21:33.988
7	2:50.315	48.559	1:16.821	44.935	205.3	23:54.331	7	3:05.687	52.302	1:23.103	50.282	177.0	24:39.675
8	2:49.831	48.502	1:16.847	44.482	213.4	26:44.162	8	3:02.540	52.208	1:22.139	48.193	198.9	27:42.215
9	2:49.842	48.603	1:16.458	44.781	197.1	29:34.004	9	3:06.474	52.091	1:22.225	52.158	200.0	30:48.689
10	2:55.074	49.381	1:17.191	48.502	218.6	32:29.078	10	3:09.388	52.748	1:23.708	52.932	185.2	33:58.077
56 Geert DIERCKX							66 Patrick VERBELEN						
BMW E30 M3							NISSAN 200 NX						
1	3:12.434	1:02.582	1:22.926	46.926	193.5	3:12.434	1	3:22.551	1:00.162	1:20.934	1:01.455	180.3	3:22.551
2	2:59.287	50.869	1:22.189	46.229	185.9	6:11.721	2	3:07.211	53.432	1:23.692	50.087	173.1	6:29.762
3	2:57.037	50.339	1:19.358	47.340	188.8	9:08.758	3	3:12.005	53.604	1:25.811	52.590	161.0	9:41.767
4	4:54.486	1:26.749	1:54.956	1:32.781	125.7	14:03.244	4	4:32.909	1:15.743	1:40.619	1:36.547	102.6	14:14.676
5	4:15.061	1:33.024	1:44.168	57.869	132.4	18:18.305	5	4:15.608	1:34.258	1:38.291	1:03.059	118.0	18:30.284
6	2:57.432	51.911	1:19.523	45.998	201.5	21:15.737	6	3:07.973	55.130	1:23.968	48.875	186.5	21:38.257
7	2:53.402	49.813	1:18.160	45.429	193.5	24:09.139	7	3:37.885	1:11.120	1:34.134	52.631	156.3	25:16.142
8	2:54.012	49.925	1:17.248	46.839	192.5	27:03.151	8	3:14.557	55.094	1:27.926	51.537	168.7	28:30.699
9	2:55.177	50.135	1:18.236	46.806	192.2	29:58.328	9	3:16.763	54.574	1:27.636	54.553	157.4	31:47.462
10	2:53.726	50.243	1:16.795	46.688	190.1	32:52.054	10	3:17.484	55.361	1:27.925	54.198	166.9	35:04.946
57 Jasper DIERCKX							69 Ben THAENS						
BMW E36							BMW E30						
1	3:15.710	1:01.343	1:24.857	49.510	182.1	3:15.710	1	3:04.513	56.199	1:20.740	47.574	198.5	3:04.513
2	3:04.082	54.058	1:21.886	48.138	193.5	6:19.792	2	2:57.902	51.886	1:18.838	47.178	200.7	6:02.415
3	3:06.835	53.029	1:23.181	50.625	190.1	9:26.627	3	3:04.128	51.613	1:19.774	52.741	197.4	9:06.543
4	4:38.456	1:13.446	1:51.622	1:33.388	119.3	14:05.083	4	4:55.805	1:27.774	1:53.980	1:34.051	101.7	14:02.348
5	4:15.616	1:33.475	1:43.019	59.122	139.0	18:20.699	5	4:15.139	1:32.727	1:44.208	58.204	123.6	18:17.487
6	3:02.879	52.691	1:21.337	48.851	196.4	21:23.578	6	2:57.991	52.601	1:18.751	46.639	199.3	21:15.478
7	3:05.613	52.682	1:22.382	50.549	195.7	24:29.191	7	2:54.782	51.097	1:17.677	46.008	203.8	24:10.260
8	3:04.177	54.044	1:21.898	48.235	194.2	27:33.368	8	2:53.524	50.476	1:16.969	46.079	204.5	27:03.784
9	3:03.700	53.074	1:21.001	49.625	194.9	30:37.068	9	2:54.876	50.641	1:17.758	46.477	201.5	29:58.660
10	3:06.535	52.889	1:23.132	50.514	193.5	33:43.603	10	2:55.407	51.769	1:16.127	47.511	204.2	32:54.067
60 Steven GUILLEMJN							78 Canio MARCHIONE						
HONDA civic							BMW 2002 TI						
1	3:28.983	1:08.446	1:26.498	54.039	170.3	3:28.983	1	3:37.887	1:24.438	1:23.052	50.397	169.5	3:37.887
2	3:20.088	59.171	1:27.844	53.073	176.5	6:49.071	2	3:09.494	55.139	1:23.718	50.637	173.4	6:47.381
3	3:34.928	58.815	1:38.336	57.777	156.1	10:23.999	3	3:27.859	59.735	1:31.847	56.277	149.4	10:15.240
4	4:01.215	1:10.211	1:34.464	1:16.540	116.0	14:25.214	4	4:08.200	1:05.634	1:29.106	1:33.460	129.3	14:23.440
5	4:11.834	1:31.612	1:35.823	1:04.399	118.6	18:37.048	5	4:12.172	1:31.860	1:36.679	1:03.633	113.8	18:35.612
6	3:10.849	56.246	1:23.581	51.022	178.8	21:47.897	6	3:08.342	55.438	1:22.982	49.922	157.2	21:43.954
7	3:10.464	56.470	1:23.361	50.633	180.0	24:58.361	7	3:09.404	56.473	1:23.413	49.518	173.9	24:53.358
8	3:13.406	57.093	1:24.077	52.236	177.9	28:11.767	8	3:12.353	56.995	1:24.203	51.155	165.9	28:05.711
9	3:12.857	56.485	1:24.767	51.605	179.1	31:24.624	9	3:13.787	56.502	1:24.735	52.550	164.1	31:19.498
10	3:12.535	55.952	1:24.946	51.637	178.2	34:37.159	10	3:14.691	56.201	1:23.657	54.833	167.4	34:34.189
80 Marc VAN DOORSLAER							80 Marc VAN DOORSLAER						
BMW E36							BMW E36						
1	3:06.740	57.480	1:21.473	47.787	199.6	3:06.740	1	3:06.740	57.480	1:21.473	47.787	199.6	3:06.740
2	3:03.987	52.916	1:22.442	48.629	196.7	6:10.727	2	3:03.987	52.916	1:22.442	48.629	196.7	6:10.727



BELCAR HISTORIC & YOUNGTIMER CUP

SPA RACING FESTIVAL

RACE 1

Analysis

■ Personal Best ■ Session Best B Crossing the finish line in pit lane

Lap	Time	Sector 1	Sector 2	Sector 3	T. Spd	Elapsed
3	3:09.649	53.221	1:25.007	51.421	186.2	9:20.376
4	4:43.990	1:19.052	1:51.682	1:33.256	116.3	14:04.366
5	4:14.826	1:32.960	1:43.583	58.283	140.4	18:19.192
6	3:07.713	53.700	1:22.301	51.712	196.0	21:26.905
7	3:05.952	54.807	1:22.688	48.457	195.3	24:32.857
8	3:02.027	52.725	1:21.192	48.110	193.5	27:34.884
9	3:03.518	52.331	1:20.726	50.461	197.8	30:38.402
10	3:03.914	52.105	1:21.804	50.005	197.4	33:42.316

82 Xavier MARTENS		Porsche 911				
1	3:33.551	1:20.488	1:24.882	48.181	170.3	3:33.551
2	3:03.485	52.436	1:23.656	47.393	180.0	6:37.036
3	3:12.661	55.624	1:26.617	50.420	151.3	9:49.697
4	4:26.966	1:10.839	1:39.211	1:36.916	124.1	14:16.663
5	4:14.445	1:34.044	1:37.864	1:02.537	129.7	18:31.108
6	3:04.733	53.860	1:23.137	47.736	190.8	21:35.841
7	3:02.847	50.797	1:24.351	47.699	194.2	24:38.688
8	3:00.095	50.720	1:22.522	46.853	199.6	27:38.783
9	3:03.602	50.761	1:23.111	49.730	187.8	30:42.385
10	3:07.259	51.423	1:24.969	50.867	190.8	33:49.644

84 DAMSEAUX - DAMSEAUX		Austin Mini Cooper S				
1	4:01.933	1:36.791	1:31.600	53.542	160.5	4:01.933
2	3:23.612	1:00.634	1:29.423	53.555	161.0	7:25.545
3	3:38.471	1:06.622	1:36.931	54.918	108.2	11:04.016
4	3:40.617	1:10.521	1:34.354	55.742	109.1	14:44.633
5	4:05.403	1:24.247	1:39.424	1:01.732	116.9	18:50.036
6	3:22.356	1:00.055	1:28.699	53.602	167.2	22:12.392
7	3:20.157	59.476	1:27.574	53.107	163.9	25:32.549
8	3:20.386	59.248	1:27.926	53.212	164.1	28:52.935
9	3:27.957	59.348	1:28.157	1:00.452	164.1	32:20.892

89 Matthias VAN HOOL		Renault				
1	3:20.754	1:04.628	1:25.025	51.101	170.3	3:20.754
2	3:12.544	55.998	1:25.085	51.461	166.4	6:33.298
3	3:22.850	1:00.739	1:28.786	53.325	143.2	9:56.148
4	4:22.245	1:08.030	1:36.558	1:37.657	116.1	14:18.393
5	4:14.834	1:33.391	1:37.468	1:03.975	116.3	18:33.227
6	3:13.384	56.424	1:25.932	51.028	161.4	21:46.611
7	3:11.033	56.573	1:23.596	50.864	181.2	24:57.644
8	3:12.964	56.204	1:23.958	52.802	178.8	28:10.608
9	3:12.576	56.207	1:23.634	52.735	177.9	31:23.184
10	3:12.521	56.394	1:23.182	52.945	177.3	34:35.705

90 Eric BRUYNOOGHE		Peugeot 308 Turbo Cup				
1	2:57.475	52.535	1:19.353	45.587	203.8	2:57.475
2	2:53.970	49.343	1:18.419	46.208	209.7	5:51.445
3	3:01.183	49.598	1:19.744	51.841	212.2	8:52.628
4	5:07.157	1:36.817	1:56.302	1:34.038	110.4	13:59.785
5	4:12.469	1:32.408	1:44.746	55.315	125.7	18:12.254
6	2:54.408	49.861	1:19.225	45.322	193.5	21:06.662
7	2:49.869	48.285	1:16.606	44.978	211.8	23:56.531
8	2:49.070	47.889	1:16.244	44.937	214.3	26:45.601

9	2:49.814	48.883	1:16.309	44.622	211.4	29:35.415
10	2:53.210	47.944	1:17.295	47.971	211.4	32:28.625


94 Gust VAN HAELEST		Mazda RX3				
1	2:53.584	51.605	1:16.897	45.082	213.0	2:53.584
2	2:48.999	47.775	1:16.705	44.519	203.8	5:42.583
3	2:54.410	48.018	1:16.801	49.591	198.9	8:36.993
4	5:17.534	1:42.682	2:01.755	1:33.097	128.6	13:54.527
5	4:14.561	1:31.566	1:47.831	55.164	131.7	18:09.088
6	2:53.527	50.762	1:18.038	44.727	198.5	21:02.615
7	2:48.669	47.656	1:16.902	44.111	209.3	23:51.284
8	2:50.978	48.270	1:18.256	44.452	193.2	26:42.262
9	2:50.348	48.155	1:17.540	44.653	200.7	29:32.610
10	2:51.727	47.998	1:16.487	47.242	203.0	32:24.337

97 Luc BRANKAERT		Chevrolet Corvette				
1	3:32.815	1:22.263	1:22.101	48.451	165.4	3:32.815
2	3:01.649	52.051	1:22.614	46.984	169.5	6:34.464
3	3:13.945	57.008	1:25.568	51.369	141.2	9:48.409
4	4:27.287	1:09.687	1:40.811	1:36.789	104.9	14:15.696
5	4:14.569	1:34.093	1:38.051	1:02.425	122.3	18:30.265
6	2:59.401	50.909	1:21.444	47.048	168.0	21:29.666
7	2:57.091	50.574	1:20.132	46.385	180.6	24:26.757
8	3:00.372	50.433	1:22.044	47.895	158.6	27:27.129

101 Tom LAUREYNS		VW Scirocco				
1	3:36.013	1:23.213	1:22.944	49.856	171.7	3:36.013
2	3:08.035	55.798	1:22.859	49.378	164.6	6:44.048
3	3:19.719	56.261	1:30.274	53.184	163.4	10:03.767
4	4:16.805	1:08.783	1:30.268	1:37.754	122.3	14:20.572
5	4:13.679	1:32.666	1:37.181	1:03.832	115.3	18:34.251
6	3:06.506	54.922	1:22.562	49.022	171.2	21:40.757
7	3:04.756	54.588	1:21.511	48.657	175.6	24:45.513
8	3:06.747	54.455	1:22.910	49.382	169.0	27:52.260
9	3:06.852	54.174	1:21.907	50.771	179.4	30:59.112
10	3:06.442	54.641	1:21.990	49.811	172.5	34:05.554

106 Christoph HÖTTE		Peugeot 106				
1	3:19.681	1:03.941	1:25.151	50.589	170.1	3:19.681
2	3:06.754	54.739	1:23.175	48.840	177.6	6:26.435
3	3:12.649	56.495	1:25.083	51.071	180.9	9:39.084
4	4:33.281	1:11.240	1:46.102	1:35.939	102.0	14:12.365
5	4:15.603	1:34.109	1:39.632	1:01.862	116.0	18:27.968
6	3:10.011	56.999	1:23.685	49.327	173.1	21:37.979
7	3:06.846	56.607	1:20.726	49.513	184.3	24:44.825
8	3:17.966	56.197	1:31.661	50.108	178.2	28:02.791
9	3:07.332	54.973	1:22.219	50.140	182.1	31:10.123
10	3:08.522	55.690	1:21.865	50.967	178.8	34:18.645

116 Pierre Philippe DUMONT		Nissan Datsun Sports 240 Z				
1	3:54.725	1:31.078	1:29.798	53.849	155.4	3:54.725
2	3:21.043	57.172	1:29.202	54.669	160.7	7:15.768



BELCAR HISTORIC & YOUNGTIMER CUP

SPA RACING FESTIVAL

RACE 1

Analysis

■ Personal Best ■ Session Best B Crossing the finish line in pit lane

Lap	Time	Sector 1	Sector 2	Sector 3	T. Spd	Elapsed
3	3:42.538	1:11.383	1:35.475	55.680	99.0	10:58.306
4	3:39.079	1:08.938	1:34.383	55.758	117.3	14:37.385
5	4:07.977	1:27.946	1:40.298	59.733	118.0	18:45.362
6	3:14.636	56.027	1:26.532	52.077	166.9	21:59.998
7	3:19.812	57.049	1:29.420	53.343	167.7	25:19.810
8	3:16.560	55.412	1:28.575	52.573	175.3	28:36.370
9	3:18.675	55.534	1:28.944	54.197	169.5	31:55.045
10	3:18.533	55.315	1:26.168	57.050	171.4	35:13.578

124 Lorenzo SEGERS
BMW 325i

1	3:24.610	1:05.891	1:26.858	51.861	168.7	3:24.610
2	3:14.355	55.658	1:28.172	50.525	160.0	6:38.965
3	3:23.565	58.226	1:30.960	54.379	149.0	10:02.530
4	4:17.350	1:08.065	1:31.449	1:37.836	127.4	14:19.880
5	4:14.028	1:32.830	1:36.997	1:04.201	113.8	18:33.908
6	3:07.777	55.746	1:23.172	48.859	182.1	21:41.685
7	3:08.663	54.197	1:23.091	51.375	169.3	24:50.348
8	3:09.046	54.925	1:24.081	50.040	161.9	27:59.394
9	3:10.417	54.273	1:23.996	52.148	169.8	31:09.811
10	3:40.149 B	56.204	1:30.251	1:13.694	150.2	34:49.960

136 John TIMMERMANS
LANCIA Delta Integrale

1	2:59.414	52.310	1:21.536	45.568	202.2	2:59.414
2	2:52.609	49.259	1:18.148	45.202	194.6	5:52.023
3	2:59.868	48.859	1:19.322	51.687	204.5	8:51.891
4	5:06.730	1:36.522	1:56.444	1:33.764	100.1	13:58.621
5	4:12.693	1:32.663	1:45.066	54.964	120.3	18:11.314
6	2:55.650	50.552	1:19.871	45.227	194.6	21:06.964
7	2:50.794	48.401	1:17.355	45.038	192.5	23:57.758
8	2:49.412	48.492	1:16.571	44.349	205.7	26:47.170
9	2:50.477	48.497	1:16.866	45.114	204.2	29:37.647
10	2:51.812	47.399	1:18.116	46.297	207.3	32:29.459

143 Stefan JACOBS
BMW 2002 TI

1	3:51.637	1:29.490	1:29.548	52.599	167.7	3:51.637
2	3:19.622	58.117	1:29.081	52.424	170.6	7:11.259
3	3:44.338	1:14.057	1:33.157	57.124	105.1	10:55.597
4	3:37.708	1:10.442	1:31.426	55.840	118.4	14:33.305
5	4:09.556	1:29.360	1:34.062	1:06.134	129.3	18:42.861
6	3:17.575	56.960	1:28.902	51.713	175.3	22:00.436
7	3:17.795	57.381	1:29.143	51.271	172.8	25:18.231
8	3:15.790	56.569	1:27.773	51.448	181.2	28:34.021
9	3:18.749	56.975	1:27.668	54.106	171.4	31:52.770
10	3:17.525	56.846	1:26.685	53.994	180.6	35:10.295

194 Mario POTTERS
PEUGEOT 205 GTI

1	3:17.554	1:03.328	1:24.021	50.205	178.8	3:17.554
2	3:10.099	56.813	1:23.776	49.510	174.2	6:27.653
3	3:12.521	55.245	1:25.580	51.696	177.3	9:40.174
4	4:32.745	1:12.545	1:44.409	1:35.791	115.9	14:12.919
5	4:15.732	1:34.876	1:38.790	1:02.066	106.4	18:28.651
6	3:07.881	55.942	1:21.737	50.202	181.8	21:36.532
7	3:07.287	55.499	1:22.000	49.788	174.2	24:43.819

8	3:07.170	55.369	1:22.179	49.622	174.5	27:50.989
9	3:10.035	55.598	1:22.497	51.940	174.2	31:01.024
10	3:13.212	56.580	1:22.388	54.244	170.9	34:14.236

200 Michel KOWALESKI
FORD Escort RS2000

1	3:36.902	1:24.485	1:22.118	50.299	183.4	3:36.902
2	3:06.549	54.999	1:21.887	49.663	175.3	6:43.451

223 Floris FICK
BMW 2002

1	3:31.797	1:20.099	1:22.408	49.290	186.9	3:31.797
---	----------	----------	-----------------	---------------	-------	----------

250 Hans-Gerd BRAUNEISER
FORD Escort MRS2000


1	5:04.964	2:45.226	1:27.811	51.927	149.8	5:04.964
2	3:26.424	58.733	1:26.839	1:00.852	163.1	8:31.388
3	5:17.751	1:37.056	2:07.995	1:32.700	82.2	13:49.139
4	4:17.312	1:30.866	1:48.953	57.493	125.0	18:06.451
5	3:17.947	59.885	1:26.741	51.321	178.8	21:24.398
6	3:15.450	57.234	1:25.090	53.126	184.0	24:39.848
7	3:33.536 B	1:00.469	1:30.356	1:02.711	153.6	28:13.384

251 Christoph ROESSLE
FORD Escort RS2000

1	3:56.557	1:33.995	1:29.463	53.099	170.6	3:56.557
2	3:19.972	58.692	1:28.036	53.244	168.7	7:16.529
3	3:42.670	1:11.574	1:35.345	55.751	106.4	10:59.199
4	3:38.891	1:08.970	1:34.200	55.721	123.1	14:38.090
5	4:08.587	1:27.763	1:40.258	1:00.566	114.0	18:46.677
6	3:20.347	1:01.583	1:26.469	52.295	171.7	22:07.024
7	3:14.503	56.963	1:26.526	51.014	163.4	25:21.527
8	3:15.132	56.197	1:26.466	52.469	175.6	28:36.659
9	3:20.271	56.331	1:28.127	55.813	180.3	31:56.930

666 Bart DE BAKKER
ALFA ROMEO 145

1	3:32.368	1:10.487	1:25.654	56.227	162.4	3:32.368
2	3:21.515	1:01.824	1:25.454	54.237	161.2	6:53.883
3	3:36.013	1:06.639	1:31.469	57.905	116.9	10:29.896
4	3:56.861	1:15.042	1:31.387	1:10.432	114.2	14:26.757
5	4:12.753	1:31.267	1:35.308	1:06.178	106.7	18:39.510
6	3:23.107	1:00.709	1:27.483	54.915	161.2	22:02.617
7	3:20.696	1:00.242	1:26.217	54.237	160.7	25:23.313
8	3:21.571	1:00.390	1:26.351	54.830	159.3	28:44.884
9	3:26.532	1:00.634	1:26.210	59.688	158.4	32:11.416



BELCAR HISTORIC & YOUNGTIMER CUP

SPA RACING FESTIVAL

RACE 2 (30')


Starting Grid

Floris FICK	223	- 26 -	9	Dirk KUYL
Emiel DE WEERDT	44	- 25 -	200	Michel KOWALESKI
Hans-Gerd BRAUNEISER	250	- 24 -	26	Marc VANDENDIJK
MAHIEU - MAHIEU	40	- 23 -	97	Luc BRANKAERT
Christoph ROESSLE	251	- 22 -	84	DAMSEAUX - DAMSEAUX
Pierre Philippe DUMONT	116	- 21 -	7	Luc GEEBELEN
Francis LACROIX	36	- 20 -	143	Stefan JACOBS
Canio MARCHIONE	78	- 19 -	6	Guy DE BAER
Wim KUIJL	5	- 18 -	1	Guy FRANCOIS
Xavier MARTENS	82	- 17 -	101	Tom LAUREYNS
		- 16 -		
		- 15 -		
Lorenzo SEGERS	124	- 14 -		
Bart DE BAKKER	666	- 13 -	3	Samuel VERHEGGEN
Steven GUILLEMIJN	60	- 12 -	66	Patrick VERBELEN
Christoph HÖTTE	106	- 11 -	89	Matthias VAN HOOL
Robert VAESSEN	48	- 10 -	194	Mario POTTERS
Jasper DIERCKX	57	- 9 -	61	Juri VAN NIEUWENBORGH
Ben THAENS	69	- 8 -	80	Marc VAN DOORSLAER
Geert DIERCKX	56	- 7 -	33	Tim KUIJL
Christian MARX	42	- 6 -	19	Fair GENTLEMAN'S
Eric NULENS	17	- 5 -	30	Dirk VAN ROMPUY
Evertjan ALDERS	49	- 4 -	136	John TIMMERMANS
Gust VAN HAELST	94	- 3 -	90	Eric BRUYNOOGHE
Pierre-Yves PAQUE	32	- 2 -	4	Jan VAN ELDEREN
Luc MOORTGAT	2	- 1 -	24	Bas VAN ELDEREN

Pole

Race Director	Stewards	Timekeeper: Xavi Lozano JOB-0057-CAT
---------------	----------	--





BELCAR HISTORIC & YOUNGTIMER CUP

SPA RACING FESTIVAL

RACE 2 (30')

Final Classification

Drivers	Nat	Team	Vehicle	Class	Laps	Total Time	Gap	Kph	Best Lap	
									Lap	Time Kph
1 2 Luc MOORTGAT			PORSCHE 964 Cup	3	11	30:30.002	-	151.3	6	2:43.583 154.1
2 4 Jan VAN ELDEREN			FORD Sierra Cosworth RS	4	11	30:36.281	+6.279	150.8	3	2:44.345 153.4
3 30 Dirk VAN ROMPUY			BMW M3	4	11	31:42.816	+1:12.814	145.5	8	2:50.351 148.0
4 94 Gust VAN HAELST			MAZDA RX3	4	11	31:43.252	+1:13.250	145.5	5	2:50.696 147.7
5 49 Evertjan ALDERS			BMW 325i	4	11	32:01.174	+1:31.172	144.1	5	2:50.968 147.5
6 69 Ben THAENS			BMW E30	4	11	32:05.696	+1:35.694	143.8	11	2:51.956 146.6
7 33 Tim KUIJL			BMW E36 325 i	5	11	32:21.210	+1:51.208	142.7	5	2:53.302 145.5
8 17 Eric NULENS			PORSCHE 964	3	11	32:22.745	+1:52.743	142.5	6	2:51.638 146.9
9 136 John TIMMERMANS			LANCIA Delta Integrale	4	11	32:28.143	+1:58.141	142.1	3	2:49.423 148.8
10 19 Fair GENTLEMAN'S			MERCEDES 190 2,3 16V	4	11	32:28.674	+1:58.672	142.1	11	2:52.569 146.1
11 80 Marc VAN DOORSLAER			BMW E36	5	10	30:41.130	1 Lap	136.7	9	3:01.683 138.8
12 42 Christian MARX			TRIUMPH TR8	6	10	30:44.708	1 Lap	136.4	7	2:52.878 145.8
13 61 Juri VAN NIEUWENBORGH			BMW E30	4	10	30:48.110	1 Lap	136.2	8	2:59.848 140.2
14 57 Jasper DIERCKX			BMW E36	6	10	30:49.785	1 Lap	136.1	8	2:59.953 140.1
15 82 Xavier MARTENS			PORSCHE 911	2	10	30:58.718	1 Lap	135.4	7	3:00.165 140.0
16 223 Floris FICK			BMW 2002	2	10	31:22.248	1 Lap	133.7	6	3:00.712 139.5
17 200 Michel KOWALESKI			FORD Escort RS2000	2	10	31:33.052	1 Lap	133.0	9	3:01.952 138.6
18 48 Robert VAESSEN	NL		BMW E30	5	10	31:51.074	1 Lap	131.7	6	3:07.557 134.4
19 101 Tom LAUREYNS			VW Scirocco	6	10	32:02.138	1 Lap	130.9	8	3:07.387 134.6
20 78 Canio MARCHIONE			BMW 2002 TI	2	10	32:02.740	1 Lap	130.9	10	3:06.147 135.5
21 106 Christoph HÖTTE			PEUGEOT 106	5	10	32:08.162	1 Lap	130.5	10	3:07.077 134.8
22 66 Patrick VERBELEN			NISSAN 200 NX	4	10	32:22.815	1 Lap	129.6	10	3:07.142 134.7
23 3 Samuel VERHEGGEN			MERCEDES 190 2,3 16V	4	10	32:26.547	1 Lap	129.3	10	3:08.606 133.7
24 89 Matthias VAN HOOL			RENAULT	5	10	32:41.649	1 Lap	128.3	9	3:11.899 131.4
25 124 Lorenzo SEGERS			BMW 325i	4	10	32:43.357	1 Lap	128.2	8	3:11.716 131.5
26 36 Francis LACROIX			PORSCHE 914 / 6	2	10	33:06.405	1 Lap	126.7	10	3:10.323 132.5
27 250 Hans-Gerd BRAUNEISER			FORD Escort MRS2000	2	10	33:10.818	1 Lap	126.4	6	3:11.675 131.5
28 6 Guy DE BAER			FORD GT 40	2	10	33:25.531	1 Lap	125.5	8	3:12.504 131.0
29 84 DAMSEAUX - DAMSEAUX			AUSTIN Mini Cooper S	2	10	33:30.903	1 Lap	125.2	4	3:16.374 128.4
30 251 Christoph ROESSLE			FORD Escort RS2000	2	10	33:31.517	1 Lap	125.1	9	3:10.922 132.1
31 116 Pierre Philippe DUMONT			NISSAN Datsun Sports 240 Z	2	10	33:35.528	1 Lap	124.9	9	3:11.481 131.7
32 666 Bart DE BAKKER			ALFA ROMEO 145	5	10	33:47.956	1 Lap	124.1	3	3:20.087 126.0
33 7 Luc GEEBELEN			PORSCHE 911	1	9	30:56.364	2 Laps	122.0	5	3:17.962 127.4
34 143 Stefan JACOBS			BMW 2002 TI	2	9	31:11.796	2 Laps	121.0	6	3:20.723 125.6
35 194 Mario POTTERS			PEUGEOT 205 GTI	4	9	31:42.098	2 Laps	119.1	4	3:26.711 122.0
36 26 Marc VANDENDIJK	NL		LOTUS Elan	1	9	33:25.076	2 Laps	113.0	9	3:31.196 119.4
37 56 Geert DIERCKX			BMW E30 M3	4	8	23:32.930	3 Laps	142.5	6	2:51.444 147.1
38 40 MAHIEU - MAHIEU			TRIUMPH TR3 A	2	8	29:59.796	3 Laps	111.8	5	3:35.110 117.2

Not classified:

90 Eric BRUYNOOGHE			Peugeot 308 Turbo Cup	4	2	7:29.987				
32 Pierre-Yves PAQUE			PORSCHE 964	3						

Excluded

24 Bas VAN ELDEREN			BMW E30 325i	4	11	31:25.246			5	2:48.980 149.2
5 Wim KUIJL			FORD Capri	2	10	31:34.469			8	3:04.466 136.7

Not started

60 Steven GUILLEMIJN			HONDA civic	5						
1 Guy FRANCOIS			LOTUS Elan	1						
97 Luc BRANKAERT			CHEVROLET Corvette	2						
44 Emiel DE WEEERDT			FORD GT 40 KVA	2						
9 Dirk KUYL			FORD Capri 3200	2						


Pole Position

Fastest Lap

Lap 6	Luc MOORTGAT L. MOORTGAT	2:43.583	154.1 Kph
-------	-----------------------------	----------	-----------

CARS 5 AND 24 EXCLUDED DUE TO STEWARDS DECISION 3 AND 4

Race Director	Stewards	Timekeeper: Xavi Lozano JOB-0057-CAT
----------------------	-----------------	---



BELCAR HISTORIC & YOUNGTIMER CUP SPA RACING FESTIVAL RACE 2

Final Classification by Class


Nr. Driver	Nat	Team	Car	Laps	Total Time	Gap	Kph	Best Lap		
								Lap	Time	Kph
1										
1			PORSCHE 911	9	30:56.364		122.0	5	3:17.962	127.4
2		NL	LOTUS Elan	9	33:25.076	+28.712	113.0	9	3:31.196	119.4
Not started										
1			LOTUS Elan							
2										
1			PORSCHE 911	10	30:58.718		135.4	7	3:00.165	140.0
2			BMW 2002	10	31:22.248	+23.530	133.7	6	3:00.712	139.5
3			FORD Escort RS2000	10	31:33.052	+34.334	133.0	9	3:01.952	138.6
4			BMW 2002 TI	10	32:02.740	+104.022	130.9	10	3:06.147	135.5
5			PORSCHE 914 / 6	10	33:06.405	+207.687	126.7	10	3:10.323	132.5
6			FORD Escort MRS2000	10	33:10.818	+212.100	126.4	6	3:11.675	131.5
7			FORD GT 40	10	33:25.531	+226.813	125.5	8	3:12.504	131.0
8			AUSTIN Mini Cooper S	10	33:30.903	+232.185	125.2	4	3:16.374	128.4
9			FORD Escort RS2000	10	33:31.517	+232.799	125.1	9	3:10.922	132.1
10			NISSAN Datsun Sports 240 Z	10	33:35.528	+236.810	124.9	9	3:11.481	131.7
11			BMW 2002 TI	9	31:11.796	1 Laps	121.0	6	3:20.723	125.6
12			TRIUMPH TR3 A	8	29:59.796	2 Laps	111.8	5	3:35.110	117.2
Excluded										
5			FORD Capri	10	31:34.469			8	3:04.466	136.7
Not started										
97			CHEVROLET Corvette							
44			FORD GT 40 KVA							
9			FORD Capri 3200							
3										
1			PORSCHE 964 Cup	11	30:30.002		151.3	6	2:43.583	154.1
2			PORSCHE 964	11	32:22.745	+152.743	142.5	6	2:51.638	146.9
Not classified:										
32			PORSCHE 964							
4										
1			FORD Sierra Cosworth RS	11	30:36.281		150.8	3	2:44.345	153.4
2			BMW M3	11	31:42.816	+106.535	145.5	8	2:50.351	148.0
3			MAZDA RX3	11	31:43.252	+106.971	145.5	5	2:50.696	147.7
4			BMW 325i	11	32:01.174	+124.893	144.1	5	2:50.968	147.5
5			BMW E30	11	32:05.696	+129.415	143.8	11	2:51.956	146.6
6			LANCIA Delta Integrale	11	32:28.143	+151.862	142.1	3	2:49.423	148.8
7			MERCEDES 190 2,3 16V	11	32:28.674	+152.393	142.1	11	2:52.569	146.1
8			BMW E30	10	30:48.110		136.2	8	2:59.848	140.2
9			NISSAN 200 NX	10	32:22.815	1 Laps	129.6	10	3:07.142	134.7
10			MERCEDES 190 2,3 16V	10	32:26.547	1 Laps	129.3	10	3:08.606	133.7
11			BMW 325i	10	32:43.357	1 Laps	128.2	8	3:11.716	131.5
12			PEUGEOT 205 GTI	9	31:42.098	2 Laps	119.1	4	3:26.711	122.0
13			BMW E30 M3	8	23:32.930	3 Laps	142.5	6	2:51.444	147.1
Not classified:										
90			Peugeot 308 Turbo Cup	2	7:29.987					
Excluded										
24			BMW E30 325i	11	31:25.246			5	2:48.980	149.2
5										
1			BMW E36 325 i	11	32:21.210		142.7	5	2:53.302	145.5
2			BMW E36	10	30:41.130	1 Laps	136.7	9	3:01.683	138.8
3		NL	BMW E30	10	31:51.074	1 Laps	131.7	6	3:07.557	134.4
4			PEUGEOT 106	10	32:08.162	1 Laps	130.5	10	3:07.077	134.8
5			RENAULT	10	32:41.649	1 Laps	128.3	9	3:11.899	131.4
6			ALFA ROMEO 145	10	33:47.956	1 Laps	124.1	3	3:20.087	126.0
Not started										
60			HONDA civic							
6										
1			TRIUMPH TR8	10	30:44.708		136.4	7	2:52.878	145.8
2			BMW E36	10	30:49.785	+5.077	136.1	8	2:59.953	140.1
3			VW Scirocco	10	32:02.138	+117.430	130.9	8	3:07.387	134.6

Published at:

Track Status: **DRY**

CARS 5 AND 24 EXCLUDED DUE TO STEWARDS DECISION 3 AND 4






BELCAR HISTORIC & YOUNGTIMER CUP
SPA RACING FESTIVAL
RACE 2

Final Classification by Class

Nr. Driver	Nat	Team	Car	Laps	Total Time	Gap	Kph	Best Lap		
								Lap	Time	Kph

Race Director	Stewards	Timekeeper: Xavi Lozano JOB-0057-CAT
---------------	----------	---





BELCAR HISTORIC & YOUNGTIMER CUP

SPA RACING FESTIVAL

RACE 2

Final Classification by Class


Nr. Driver	Nat	Team	Car	Laps	Total Time	Gap	Kph	Best Lap		
								Lap	Time	Kph
BELCAR HISTORIC CUP										
1	82	Xavier MARTENS	PORSCHE 911	10	30:58.718		135.4	7	3:00.165	140.0
2	223	Floris FICK	BMW 2002	10	31:22.248	+23.530	133.7	6	3:00.712	139.5
3	200	Michel KOWALESKI	FORD Escort RS2000	10	31:33.052	+34.334	133.0	9	3:01.952	138.6
4	101	Tom LAUREYNS	VW Scirocco	10	32:02.138	+1'03.420	130.9	8	3:07.387	134.6
5	78	Canio MARCHIONE	BMW 2002 TI	10	32:02.740	+1'04.022	130.9	10	3:06.147	135.5
6	36	Francis LACROIX	PORSCHE 914 / 6	10	33:06.405	+2'07.687	126.7	10	3:10.323	132.5
7	250	Hans-Gerd BRAUNEISER	FORD Escort MRS2000	10	33:10.818	+2'12.100	126.4	6	3:11.675	131.5
8	6	Guy DE BAER	FORD GT 40	10	33:25.531	+2'26.813	125.5	8	3:12.504	131.0
9	84	DAMSEAUX - DAMSEAUX	AUSTIN Mini Cooper S	10	33:30.903	+2'32.185	125.2	4	3:16.374	128.4
10	251	Christoph ROESSELE	FORD Escort RS2000	10	33:31.517	+2'32.799	125.1	9	3:10.922	132.1
11	116	Pierre Philippe DUMONT	NISSAN Datsun Sports 240 Z	10	33:35.528	+2'36.810	124.9	9	3:11.481	131.7
12	7	Luc GEEBELEN	PORSCHE 911	9	30:56.364	1 Laps	122.0	5	3:17.962	127.4
13	143	Stefan JACOBS	BMW 2002 TI	9	31:11.796	1 Laps	121.0	6	3:20.723	125.6
14	26	Marc VANDENDIJK	LOTUS Elan	9	33:25.076	1 Laps	113.0	9	3:31.196	119.4
15	40	MAHIEU - MAHIEU	TRIUMPH TR3 A	8	29:59.796	2 Laps	111.8	5	3:35.110	117.2
Excluded										
5		Wim KUJIL	FORD Capri	10	31:34.469			8	3:04.466	136.7
Not started										
1		Guy FRANCOIS	LOTUS Elan							
97		Luc BRANKAERT	CHEVROLET Corvette							
44		Emiel DE WEERDT	FORD GT 40 KVA							
9		Dirk KUYL	FORD Capri 3200							

CARS 5 AND 24 EXCLUDED DUE TO STEWARDS DECISION 3 AND 4

Published at:

Track Status: **DRY**

Race Director	Stewards	Timekeeper: Xavi Lozano JOB-0057-CAT
----------------------	-----------------	---



BELCAR HISTORIC & YOUNGTIMER CUP

SPA RACING FESTIVAL

RACE 2

Final Classification by Class


Nr. Driver	Nat	Team	Car	Laps	Total Time	Gap	Kph	Best Lap		
								Lap	Time	Kph
BELCAR YOUNGTIMER CUP										
1	2	Luc MOORTGAT	PORSCHE 964 Cup	11	30:30.002		151.3	6	2:43.583	154.1
2	4	Jan VAN ELDEREN	FORD Sierra Cosworth RS	11	30:36.281	+6.279	150.8	3	2:44.345	153.4
3	30	Dirk VAN ROMPUY	BMW M3	11	31:42.816	+1'12.814	145.5	8	2:50.351	148.0
4	94	Gust VAN HAELEST	MAZDA RX3	11	31:43.252	+1'13.250	145.5	5	2:50.696	147.7
5	49	Evertjan ALDERS	BMW 325i	11	32:01.174	+1'31.172	144.1	5	2:50.968	147.5
6	69	Ben THAENS	BMW E30	11	32:05.696	+1'35.694	143.8	11	2:51.956	146.6
7	33	Tim KUIJL	BMW E36 325 i	11	32:21.210	+1'51.208	142.7	5	2:53.302	145.5
8	17	Eric NULENS	PORSCHE 964	11	32:22.745	+1'52.743	142.5	6	2:51.638	146.9
9	136	John TIMMERMANS	LANCIA Delta Integrale	11	32:28.143	+1'58.141	142.1	3	2:49.423	148.8
10	19	Fair GENTLEMAN'S	MERCEDES 190 2,3 16V	11	32:28.674	+1'58.672	142.1	11	2:52.569	146.1
11	80	Marc VAN DOORSLAER	BMW E36	10	30:41.130	1 Laps	136.7	9	3:01.683	138.8
12	42	Christian MARX	TRIUMPH TR8	10	30:44.708	1 Laps	136.4	7	2:52.878	145.8
13	61	Juri VAN NIEUWENBORGH	BMW E30	10	30:48.110	1 Laps	136.2	8	2:59.848	140.2
14	57	Jasper DIERCKX	BMW E36	10	30:49.785	1 Laps	136.1	8	2:59.953	140.1
15	48	Robert VAESSEN	BMW E30	10	31:51.074	1 Laps	131.7	6	3:07.557	134.4
16	106	Christoph HÖTTE	PEUGEOT 106	10	32:08.162	1 Laps	130.5	10	3:07.077	134.8
17	66	Patrick VERBELEN	NISSAN 200 NX	10	32:22.815	1 Laps	129.6	10	3:07.142	134.7
18	3	Samuel VERHEGGEN	MERCEDES 190 2,3 16V	10	32:26.547	1 Laps	129.3	10	3:08.606	133.7
19	89	Matthias VAN HOOL	RENAULT	10	32:41.649	1 Laps	128.3	9	3:11.899	131.4
20	124	Lorenzo SEGERS	BMW 325i	10	32:43.357	1 Laps	128.2	8	3:11.716	131.5
21	666	Bart DE BAKKER	ALFA ROMEO 145	10	33:47.956	1 Laps	124.1	3	3:20.087	126.0
22	194	Mario POTTERS	PEUGEOT 205 GTI	9	31:42.098	2 Laps	119.1	4	3:26.711	122.0
23	56	Geert DIERCKX	BMW E30 M3	8	23:32.930	3 Laps	142.5	6	2:51.444	147.1
Not classified:										
90		Eric BRUYNOOGHE	Peugeot 308 Turbo Cup	2	7:29.987					
32		Pierre-Yves PAQUE	PORSCHE 964							
Excluded										
24		Bas VAN ELDEREN	BMW E30 325i	11	31:25.246			5	2:48.980	149.2
Not started										
60		Steven GUILLEMIJN	HONDA civic							

CARS 5 AND 24 EXCLUDED DUE TO STEWARDS DECISION 3 AND 4

Published at:

Track Status: **DRY**

Race Director	Stewards	Timekeeper: Xavi Lozano JOB-0057-CAT
----------------------	-----------------	---




BELCAR HISTORIC & YOUNGTIMER CUP

SPA RACING FESTIVAL

RACE 2

Best Sector Times

SECTOR 1			SECTOR 2			SECTOR 3			Pos	Driver	Ideal Lap	Best Lap
Pos	Driver	Time	Driver	Time	Driver	Time						
1	2 L.MOORTGAT	46.037	2 L.MOORTGAT	1:13.956	2 L.MOORTGAT	42.230	1	2 L.MOORTGAT	2:42.223	2:43.583	(1)	
2	4 J.VAN ELDEREN	46.384	4 J.VAN ELDEREN	1:14.887	4 J.VAN ELDEREN	42.552	2	4 J.VAN ELDEREN	2:43.822	2:44.345	(2)	
3	136 J.TIMMERMANS	47.311	69 B.THAENS	1:15.607	136 J.TIMMERMANS	43.175	3	136 J.TIMMERMANS	2:47.893	2:49.423	(4)	
4	24 B.VAN ELDEREN	47.812	94 G.VAN HAELST	1:16.199	94 G.VAN HAELST	44.195	4	24 B.VAN ELDEREN	2:48.358	2:48.980	(3)	
5	42 C.MARX	47.916	24 B.VAN ELDEREN	1:16.217	24 B.VAN ELDEREN	44.329	5	94 G.VAN HAELST	2:48.589	2:50.696	(6)	
6	30 D.VAN ROMPUY	47.917	56 G.DIERCKX	1:16.704	30 D.VAN ROMPUY	44.384	6	30 D.VAN ROMPUY	2:49.280	2:50.351	(5)	
7	94 G.VAN HAELST	48.195	33 T.KUIJL	1:16.758	19 F.GENTLEMAN'S	44.466	7	49 E.ALDERS	2:50.756	2:50.968	(7)	
8	17 E.NULENS	48.215	49 E.ALDERS	1:16.946	42 C.MARX	44.741	8	17 E.NULENS	2:50.834	2:51.638	(9)	
9	49 E.ALDERS	48.716	30 D.VAN ROMPUY	1:16.979	17 E.NULENS	44.748	9	56 G.DIERCKX	2:51.417	2:51.444	(8)	
10	56 G.DIERCKX	49.776	136 J.TIMMERMANS	1:17.407	56 G.DIERCKX	44.937	10	69 B.THAENS	2:51.417	2:51.956	(10)	
11	82 X.MARTENS	50.008	19 F.GENTLEMAN'S	1:17.457	49 E.ALDERS	45.094	11	19 F.GENTLEMAN'S	2:52.020	2:52.569	(11)	
12	19 F.GENTLEMAN'S	50.097	17 E.NULENS	1:17.871	69 B.THAENS	45.541	12	42 C.MARX	2:52.446	2:52.878	(12)	
13	69 B.THAENS	50.269	223 F.FICK	1:19.751	33 T.KUIJL	45.762	13	33 T.KUIJL	2:53.241	2:53.302	(13)	
14	90 E.BRUYNOOGHE	50.345	42 C.MARX	1:19.789	82 X.MARTENS	46.269	14	82 X.MARTENS	2:59.198	3:00.165	(16)	
15	33 T.KUIJL	50.721	61 J.VAN NIEUWENBORGH	1:20.218	57 J.DIERCKX	47.071	15	61 J.VAN NIEUWENBORGH	2:59.478	2:59.848	(14)	
16	61 J.VAN NIEUWENBORGH	51.979	200 M.KOWALESKI	1:20.230	223 F.FICK	47.139	16	223 F.FICK	2:59.950	3:00.712	(17)	
17	57 J.DIERCKX	52.072	5 W.KUIJL	1:20.562	80 M.VAN DOORSLAER	47.146	17	57 J.DIERCKX	2:59.953	2:59.953	(15)	
18	80 M.VAN DOORSLAER	52.432	57 J.DIERCKX	1:20.810	61 J.VAN NIEUWENBORGH	47.281	18	200 M.KOWALESKI	3:00.801	3:01.952	(19)	
19	200 M.KOWALESKI	52.802	80 M.VAN DOORSLAER	1:21.301	200 M.KOWALESKI	47.769	19	80 M.VAN DOORSLAER	3:00.879	3:01.683	(18)	
20	223 F.FICK	53.060	78 C.MARCHIONE	1:21.626	48 R.VAESSEN	48.238	20	5 W.KUIJL	3:03.845	3:04.466	(20)	
21	36 F.LACROIX	53.441	106 C.HÖTTE	1:22.446	66 P.VERBELEN	48.809	21	78 C.MARCHIONE	3:05.836	3:06.147	(21)	
22	6 G.DE BAER	53.804	82 X.MARTENS	1:22.921	78 C.MARCHIONE	48.926	22	66 P.VERBELEN	3:06.198	3:07.142	(23)	
23	66 P.VERBELEN	54.034	48 R.VAESSEN	1:22.984	5 W.KUIJL	48.970	23	48 R.VAESSEN	3:06.421	3:07.557	(25)	
24	5 W.KUIJL	54.313	101 T.LAUREYNS	1:23.043	106 C.HÖTTE	49.002	24	90 E.BRUYNOOGHE	3:06.566			
25	124 L.SEGERS	54.322	66 P.VERBELEN	1:23.355	101 T.LAUREYNS	49.277	25	101 T.LAUREYNS	3:07.028	3:07.387	(24)	
26	101 T.LAUREYNS	54.708	3 S.VERHEGGEN	1:23.608	90 E.BRUYNOOGHE	49.530	26	106 C.HÖTTE	3:07.077	3:07.077	(22)	
27	7 L.GEEBELEN	54.729	89 M.VAN HOOL	1:23.637	250 H.BRAUNEISER	49.712	27	3 S.VERHEGGEN	3:08.273	3:08.606	(26)	
28	3 S.VERHEGGEN	54.744	116 P.DUMONT	1:24.007	251 C.ROESSLE	49.771	28	36 F.LACROIX	3:09.074	3:10.323	(27)	
29	48 R.VAESSEN	55.199	251 C.ROESSLE	1:25.278	3 S.VERHEGGEN	49.921	29	116 P.DUMONT	3:10.093	3:11.481	(29)	
30	78 C.MARCHIONE	55.284	250 H.BRAUNEISER	1:25.586	36 F.LACROIX	49.961	30	124 L.SEGERS	3:10.257	3:11.716	(31)	
31	116 P.DUMONT	55.368	36 F.LACROIX	1:25.672	89 M.VAN HOOL	49.986	31	89 M.VAN HOOL	3:10.564	3:11.899	(32)	
32	106 C.HÖTTE	55.629	666 B.DE BAKKER	1:25.694	124 L.SEGERS	50.002	32	251 C.ROESSLE	3:10.922	3:10.922	(28)	
33	251 C.ROESSLE	55.873	84 DAMSEAUX - DAMSEAUX	1:25.803	116 P.DUMONT	50.718	33	250 H.BRAUNEISER	3:11.354	3:11.675	(30)	
34	250 H.BRAUNEISER	56.056	124 L.SEGERS	1:25.933	6 G.DE BAER	50.784	34	6 G.DE BAER	3:11.511	3:12.504	(33)	
35	89 M.VAN HOOL	56.941	90 E.BRUYNOOGHE	1:26.691	143 S.JACOBS	52.079	35	84 DAMSEAUX - DAMSEAUX	3:15.687	3:16.374	(34)	
36	84 DAMSEAUX - DAMSEAUX	57.789	6 G.DE BAER	1:26.923	84 DAMSEAUX - DAMSEAUX	52.095	36	7 L.GEEBELEN	3:17.426	3:17.962	(35)	
37	26 M.VANDENDIJK	58.317	194 M.POTTERS	1:28.422	7 L.GEEBELEN	52.763	37	666 B.DE BAKKER	3:18.956	3:20.087	(36)	
38	143 S.JACOBS	58.357	143 S.JACOBS	1:29.653	194 M.POTTERS	53.326	38	143 S.JACOBS	3:20.089	3:20.723	(37)	
39	666 B.DE BAKKER	59.827	7 L.GEEBELEN	1:29.934	26 M.VANDENDIJK	53.391	39	194 M.POTTERS	3:23.259	3:26.711	(38)	
40	194 M.POTTERS	1:01.511	40 MAHIEU - MAHIEU	1:33.889	666 B.DE BAKKER	53.435	40	26 M.VANDENDIJK	3:29.357	3:31.196	(39)	
41	40 MAHIEU - MAHIEU	1:02.299	26 M.VANDENDIJK	1:37.649	40 MAHIEU - MAHIEU	56.670	41	40 MAHIEU - MAHIEU	3:32.858	3:35.110	(40)	

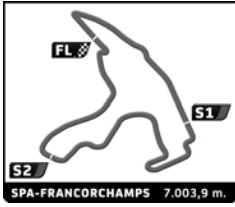


BELCAR HISTORIC & YOUNGTIMER CUP SPA RACING FESTIVAL RACE 2

Best Top Speeds

Driver	Team		Top 1		Top 2		Top 3		Top 4		Top 5		
			Kph	Lap	Kph	Lap	Kph	Lap	Kph	Lap	Kph	Lap	
2 Luc MOORTGAT		3	232.3	7	231.3	9	221.8	6	221.3	4	216.4	3	224,6
4 Jan VAN ELDEREN		4	215.1	6	207.3	9	206.9	10	200.0	3	198.9	5	205,6
30 Dirk VAN ROMPUY		4	213.4	10	212.2	7	211.4	6	210.9	9	206.5	11	210,9
49 Evertjan ALDERS		4	211.8	7	203.4	8	201.9	3	201.5	6	200.4	4	203,8
24 Bas VAN ELDEREN		4	210.9	3	205.7	4	205.7	5	204.9	9	201.5	2	205,7
42 Christian MARX		6	210.9	6	210.5	5	205.7	8	204.5	2	202.6	9	206,8
136 John TIMMERMANS		4	210.9	11	207.3	6	205.7	7	205.3	4	200.7	10	206,0
94 Gust VAN HAELST		4	208.1	7	205.3	3	204.5	10	203.0	9	200.0	6	204,2
56 Geert DIERCKX		4	207.3	3	198.9	7	196.4	8	193.9	5	191.8	6	197,7
19 Fair GENTLEMAN'S		4	206.9	7	206.1	10	203.8	6	203.4	9	203.0	11	204,6
33 Tim KUIJL		5	204.5	5	203.8	3	203.4	10	203.0	4	202.6	8	203,5
69 Ben THAENS		4	203.4	3	201.9	2	200.0	11	199.6	6	199.6	5	200,9
17 Eric NULENS		3	201.9	10	200.0	8	197.8	7	192.5	6	190.5	9	196,5
90 Eric BRUYNOOGHE		4	200.4	2	166.4	1							183,4
61 Juri VAN NIEUWENBORGH		4	200.0	9	199.3	8	198.5	7	194.2	6	189.5	5	196,3
57 Jasper DIERCKX		6	198.2	8	197.1	9	194.9	7	192.9	5	191.5	6	194,9
80 Marc VAN DOORSLAER		5	197.1	9	194.9	7	194.2	8	193.5	5	191.5	10	194,2
82 Xavier MARTENS		2	194.6	6	192.9	9	192.9	7	190.8	5	189.1	8	192,1
223 Floris FICK		2	192.2	6	191.8	4	191.8	5	190.8	3	188.2	9	191,0
250 Hans-Gerd BRAUNEISER		2	189.8	5	187.8	6	180.9	4	180.6	7	178.8	10	183,6
3 Samuel VERHEGGEN		4	188.2	8	187.2	10	186.9	7	185.2	5	182.4	4	186,0
66 Patrick VERBELEN		4	186.9	10	174.8	9	168.0	5	164.6	6	159.8	4	170,8
48 Robert VAESSEN		5	186.2	6	185.2	7	183.7	8	183.4	9	183.4	10	184,4
5 Wim KUIJL		2	184.6	10	184.0	7	183.1	8	182.4	9	182.1	3	183,2
200 Michel KOWALESKI		2	184.3	8	182.4	9	180.9	10	177.0	5	175.9	7	180,1
251 Christoph ROESSLE		2	184.3	10	178.8	8	176.8	4	176.8	9	176.2	7	178,6
101 Tom LAUREYNS		6	181.5	9	181.2	5	180.6	8	180.0	10	180.0	6	180,7
106 Christoph HÖTTE		5	180.6	10	179.1	7	176.8	6	176.2	5	171.7	9	176,9
6 Guy DE BAER		2	180.3	6	171.2	5	170.9	8	170.3	9	169.8	10	172,5
78 Canio MARCHIONE		2	178.5	6	177.3	7	177.0	9	174.2	10	173.1	8	176,0
143 Stefan JACOBS		2	177.6	4	169.0	2	168.7	5	168.2	3	165.4	8	169,8
89 Matthias VAN HOOL		5	177.3	9	174.2	1	172.5	10	172.2	6	171.7	5	173,6
36 Francis LACROIX		2	175.0	8	171.7	9	164.9	4	164.1	6	163.4	10	167,8
116 Pierre Philippe DUMONT		2	173.9	10	169.3	7	166.7	8	166.7	4	164.9	3	168,3
7 Luc GEEBELEN		1	172.5	5	161.7	7	161.2	9	161.0	2	156.3	3	162,5
124 Lorenzo SEGERS		4	170.6	9	165.4	6	162.4	8	161.0	2	160.7	4	164,0
84 DAMSEAUX - DAMSEAUX		2	168.2	2	168.0	8	166.4	9	165.1	5	164.6	6	166,5
26 Marc VANDENDIJK		1	167.7	3	166.7	6	166.2	7	164.4	8	164.1	9	165,8
40 MAHIEU - MAHIEU		2	162.4	6	156.7	7	154.3	5	151.7	3	151.3	8	155,3
666 Bart DE BAKKER		5	161.4	7	161.0	8	160.5	6	159.5	1	159.1	4	160,3
194 Mario POTTERS		4	154.7	1	154.5	4	152.8	6	144.6	2	142.9	3	149,9
1 Guy FRANCOIS		1											
9 Dirk KUYL		2											
32 Pierre-Yves PAQUE		3											
44 Emiel DE WEERDT		2											
60 Steven GUILLEMIJN		5											
97 Luc BRANKAERT		2											






BELCAR HISTORIC & YOUNGTIMER CUP
SPA RACING FESTIVAL
RACE 2

Best Top Speeds

Driver	Team	Top 1		Top 2		Top 3		Top 4		Top 5	
		Kph	Lap	Kph	Lap	Kph	Lap	Kph	Lap	Kph	Lap Avg






BELCAR HISTORIC & YOUNGTIMER CUP SPA RACING FESTIVAL RACE 2

Fastest Lap Sequence

Practice Time	Driver	Team	Car	Class	Time	Kph	Lap
5:42.175	4 Jan VAN ELDEREN		FORD Sierra Cosworth RS	4	2:47.667	150.4	2
8:26.520	4 Jan VAN ELDEREN		FORD Sierra Cosworth RS	4	2:44.345	153.4	3
11:14.135	2 Luc MOORTGAT		PORSCHE 964 Cup	3	2:44.144	153.6	4
16:43.765	2 Luc MOORTGAT		PORSCHE 964 Cup	3	2:43.583	154.1	6






BELCAR HISTORIC & YOUNGTIMER CUP

SPA RACING FESTIVAL

RACE 2

Lap Chart

Nr	Pos	Grid	LAP										
			1	2	3	4	5	6	7	8	9	10	11
2	1	2	4	4	4	4	4	2	2	2	2	2	2
24	2	24	2	2	2	2	2	4	4	4	4	4	4
32	3	32	24	24	24	24	24	24	24	24	24	24	24
4	4	4	94	136	136	136	136	136	30	30	30	30	30
94	5	94	49	94	94	30	49	30	94	94	94	94	94
90	6	90	136	49	49	49	30	49	49	49	49	49	49
49	7	49	30	30	30	94	94	94	136	69	69	69	69
136	8	136	56	33	33	69	69	69	69	56	33	33	33
17	9	17	33	56	56	33	33	56	56	33	17	17	17
30	10	30	69	69	69	56	56	33	33	136	136	136	136
42	11	42	19	19	19	17	17	17	17	17	19	19	19
19	12	19	17	17	17	19	19	19	19	19	80	80	80
56	13	56	80	80	80	80	80	80	80	80	57	42	42
33	14	33	57	57	57	57	57	57	61	61	61	61	61
69	15	69	61	61	61	61	61	61	57	57	42	57	57
80	16	80	48	48	48	82	82	82	82	42	82	82	82
57	17	57	124	124	82	48	42	42	42	82	223	223	223
61	18	61	89	106	124	5	5	5	223	223	5	200	200
48	19	48	106	89	106	106	48	223	5	5	200	5	5
194	20	194	194	82	5	124	223	48	200	200	48	48	48
106	21	106	66	5	89	101	200	200	48	48	101	101	101
89	22	89	666	101	42	42	106	101	101	101	78	78	78
60	23	60	3	66	101	223	101	106	106	78	106	106	106
66	24	66	82	78	78	200	78	78	78	106	66	66	66
666	25	666	101	42	200	78	124	124	124	3	3	3	3
3	26	3	5	3	66	89	66	66	66	3	124	89	89
124	27	124	78	666	223	66	89	89	3	66	89	124	124
82	33	82	36	200	3	3	3	3	89	89	36	36	36
101	34	101	200	223	666	666	36	36	36	36	250	250	250
5	35	5	223	194	36	36	666	250	250	250	6	6	6
1	36	1	84	36	84	84	84	84	84	84	84	84	84
78	37	78	90	84	194	250	250	666	666	6	251	251	251
6	38	6	42	6	250	6	6	6	6	666	116	116	116
36	39	36	6	250	6	7	7	251	251	251	666	666	666
143	40	143	250	7	7	194	251	116	116	116	7	7	7
116	41	116	143	143	116	116	116	7	7	7	143	143	143
7	42	7	7	116	143	251	194	194	143	143	194	194	194
251	43	251	116	251	251	143	143	143	194	194	26	26	26
84	44	84	251	90	26	26	26	26	26	26	26	26	26
40	45	40	26	26	40	40	40	40	40	40	40	40	40
97	46	97	40	40									
250	47	250											
26		26											
44		44											
200		200											
223		223											
9		9											



BELCAR HISTORIC & YOUNGTIMER CUP SPA RACING FESTIVAL


RACE 2

Analysis by lap

Lapped

Nr	Lap Time	Gap	Nr	Lap Time	Gap	Nr	Lap Time	Gap	Nr	Lap Time	Gap	Nr	Lap Time	Gap
Lap 1														
4	2:54.508		80	3:04.767	35.487	223	3:05.271	1:43.507	251	3:16.146	1 Lap	82	3:00.403	2:12.857
2	2:56.561	2.053	57	3:07.464	39.448	3	3:16.705	1:46.574	143	3:23.019	1 Lap	42	2:59.127	2:23.316
24	2:57.443	2.935	61	3:06.959	40.956	666	3:20.087	1:50.461	24	2:48.980	16.683	26	3:35.870	1 Lap
94	3:01.279	6.771	48	3:12.698	56.473	36	3:16.252	1:59.958	136	2:49.441	31.000	40	3:35.110	1 Lap
49	3:01.704	7.196	124	3:13.323	57.918	84	3:16.448	2:03.020	49	2:50.968	33.870	5	3:04.783	2:30.657
136	3:02.230	7.722	106	3:13.409	59.115	194	3:30.209	2:11.044	30	2:52.158	34.554	223	3:00.712	2:32.078
30	3:05.051	10.543	89	3:15.836	1:01.163	250	3:18.491	2:13.465	94	2:50.696	35.090	48	3:07.557	2:34.177
56	3:07.322	12.814	82	3:13.378	1:06.255	6	3:19.960	2:14.517	69	2:52.591	45.579	200	3:03.415	2:37.846
33	3:07.508	13.000	5	3:10.039	1:07.479	7	3:20.223	2:16.665	33	2:53.302	47.662	Lap 7		
69	3:07.944	13.436	101	3:12.390	1:09.282	116	3:18.781	2:21.415	56	2:53.489	48.090	2	2:43.789	
19	3:09.859	15.351	66	3:20.858	1:10.310	143	3:23.937	2:26.180	17	2:54.519	1:01.599	101	3:07.488	1 Lap
17	3:10.126	15.618	78	3:13.277	1:11.566	251	3:23.171	2:26.528	80	3:04.370	1:28.832	106	3:10.134	1 Lap
80	3:12.895	18.387	42	2:57.956	1:13.787	Lap 4			26	3:38.255	1 Lap			
57	3:14.159	19.651	3	3:22.995	1:14.214	4	2:44.717		40	3:38.812	1 Lap			
61	3:16.172	21.664	666	3:24.132	1:14.719	2	2:44.144	2.898	57	3:02.820	1:35.978			
48	3:25.950	31.442	200	3:08.188	1:16.710	24	2:49.750	16.499	61	3:02.414	1:36.260			
124	3:26.770	32.262	223	3:11.542	1:22.581	136	2:57.814	30.355	82	3:00.722	1:56.186			
89	3:27.502	32.994	194	3:35.986	1:25.180	30	2:51.620	31.192	42	2:55.241	2:07.921			
106	3:27.881	33.373	36	3:19.886	1:28.051	49	2:53.413	31.698	5	3:06.268	2:09.606			
194	3:31.369	36.861	84	3:17.706	1:30.917	94	2:55.447	33.190	48	3:11.289	2:10.352			
66	3:31.627	37.119	6	3:23.009	1:38.902	69	2:54.772	41.784	223	3:01.226	2:15.098			
666	3:32.762	38.254	250	3:22.371	1:39.319	26	3:43.223	1 Lap	200	3:03.368	2:18.163			
3	3:33.394	38.886	7	3:21.317	1:40.787	33	2:56.750	43.156	106	3:09.742	2:19.264			
82	3:35.052	40.544	143	3:27.618	1:46.588	56	2:56.738	43.397	101	3:08.144	2:20.525			
101	3:39.067	44.559	116	3:26.783	1:46.979	40	3:43.429	1 Lap	78	3:08.498	2:24.036			
5	3:39.615	45.107	251	3:25.934	1:47.702	17	2:55.168	55.876	124	3:16.198	2:26.453			
78	3:40.464	45.956	90	3:33.439	1:47.812	19	2:55.975	56.507	66	3:08.424	2:30.512			
36	3:50.340	55.832	26	3:46.580	2:27.687	80	3:03.266	1:13.258	89	3:13.609	2:35.124			
200	3:50.697	56.189	40	3:47.602	2:29.705	57	3:03.762	1:21.954	3	3:10.361	2:36.968			
223	3:53.214	58.706	Lap 3			61	3:03.918	1:22.642	Lap 6					
84	3:55.386	1:00.878	4	2:44.345		82	3:01.878	1:44.260	2	2:43.583				
90	3:56.548	1:02.040	2	2:45.005	3.471	48	3:08.742	1:47.859	4	2:45.239	1.507			
42	3:58.006	1:03.498	24	2:49.372	11.466	5	3:07.962	1:52.134	36	3:15.864	1 Lap			
6	3:58.068	1:03.560	136	2:49.423	17.258	106	3:14.901	1:58.318	666	3:23.074	1 Lap			
250	3:59.123	1:04.615	94	2:52.448	22.460	124	3:16.335	1:59.051	84	3:17.598	1 Lap			
143	4:01.145	1:06.637	49	2:52.499	23.002	101	3:09.697	2:01.177	250	3:12.667	1 Lap			
7	4:01.645	1:07.137	30	2:51.733	24.289	42	3:11.483	2:01.476	24	2:51.751	24.702			
116	4:02.371	1:07.863	33	2:54.465	31.123	223	3:03.878	2:02.668	6	3:15.564	1 Lap			
251	4:03.943	1:09.435	56	2:53.118	31.376	200	3:08.364	2:03.591	7	3:17.962	1 Lap			
26	4:23.282	1:28.774	69	2:53.203	31.729	78	3:11.484	2:04.334	136	2:52.282	39.550			
40	4:24.278	1:29.770	19	2:59.553	45.249	66	3:12.316	2:10.884	251	3:14.442	1 Lap			
Lap 2			17	2:59.212	45.425	3	3:13.546	2:15.403	30	2:51.441	42.263			
4	2:47.667		80	3:03.567	54.709	666	3:21.480	2:27.224	49	2:52.167	42.305			
2	2:48.425	2.811	57	3:07.806	1:02.909	36	3:13.371	2:28.612	116	3:18.935	1 Lap			
24	2:51.171	6.439	61	3:06.830	1:03.441	84	3:16.374	2:34.677	94	2:51.944	43.302			
136	2:52.125	12.180	48	3:11.706	1:23.834	250	3:13.658	2:42.406	194	3:31.508	1 Lap			
94	2:55.253	14.357	82	3:05.189	1:27.099	Lap 5			69	2:53.284	55.131			
49	2:55.319	14.848	124	3:13.860	1:27.433	4	2:48.796		56	2:51.444	55.802			
30	2:54.025	16.901	106	3:13.364	1:28.134	2	2:46.047	0.149	33	2:54.405	58.335			
33	2:55.670	21.003	5	3:05.755	1:28.889	6	3:19.260	1 Lap	143	3:27.710	1 Lap			
56	2:57.456	22.603	89	3:17.883	1:34.701	7	3:19.951	1 Lap	17	2:51.638	1:09.505			
69	2:57.102	22.871	42	3:05.268	1:34.710	194	3:26.711	1 Lap	19	2:53.825	1:12.448			
19	3:02.357	30.041	101	3:11.260	1:36.197	200	3:07.579	1:39.944	80	3:02.740	1:47.840			
17	3:02.607	30.558	78	3:10.346	1:37.567	66	3:17.320	1:43.285	57	3:03.475	1:55.721			
			200	3:07.579	1:39.944				61	3:03.592	1:56.120			
			66	3:17.320	1:43.285				Lap 8					
									2	2:45.044				
									223	3:01.122	1 Lap			
									4	2:46.276	5.032			
									5	3:05.885	1 Lap			
									200	3:03.643	1 Lap			
									48	3:09.130	1 Lap			
									101	3:08.109	1 Lap			
									106	3:11.147	1 Lap			
									78	3:09.306	1 Lap			
									26	3:34.854	2 Laps			






BELCAR HISTORIC & YOUNGTIMER CUP SPA RACING FESTIVAL RACE 2

Analysis by lap

Lapped

Nr	Lap Time	Gap	Nr	Lap Time	Gap	Nr	Lap Time	Gap	Nr	Lap Time	Gap	Nr	Lap Time	Gap			
40	3:35.531	2 Laps	250	3:13.157	1 Lap	82	3:00.502	1 Lap									
24	2:51.427	41.095	84	3:17.711	1 Lap	143	3:22.087	2 Laps									
124	3:12.332	1 Lap	6	3:12.504	1 Lap	223	3:02.261	1 Lap									
66	3:10.442	1 Lap	666	3:20.213	1 Lap	24	2:48.981	55.244									
3	3:08.810	1 Lap	251	3:12.602	1 Lap	200	3:03.323	1 Lap									
89	3:14.110	1 Lap	116	3:12.760	1 Lap	5	3:04.841	1 Lap									
30	2:50.351	56.105	7	3:22.605	1 Lap	194	3:28.438	2 Laps									
94	2:50.869	57.419	80	3:01.683	2:42.287	30	2:53.025	1:12.814									
49	2:52.876	59.779			94	2:50.825	1:13.250										
36	3:17.320	1 Lap	Lap 10			48	3:07.707	1 Lap									
69	2:53.626	1:16.313	2	2:46.672		49	2:57.859	1:31.172									
250	3:13.882	1 Lap	57	3:04.386	1 Lap	101	3:08.785	1 Lap									
56	2:56.127	1:20.332	61	3:05.107	1 Lap	78	3:06.147	1 Lap									
33	2:56.354	1:20.873	42	2:56.694	1 Lap	69	2:51.956	1:35.694									
136	3:06.018	1:21.840	143	3:23.949	2 Laps	106	3:07.077	1 Lap									
17	2:52.131	1:26.041	4	2:48.171	7.152	33	2:57.109	1:51.208									
84	3:17.059	1 Lap	82	3:00.598	1 Lap	17	2:52.818	1:52.743									
19	2:53.717	1:30.648	194	3:34.652	2 Laps	66	3:07.142	1 Lap									
666	3:20.537	1 Lap	223	3:02.262	1 Lap	3	3:08.606	1 Lap									
6	3:16.377	1 Lap	5	3:04.855	1 Lap	136	2:52.933	1:58.141									
251	3:14.800	1 Lap	200	3:01.952	1 Lap	19	2:52.569	1:58.672									
116	3:13.210	1 Lap	24	2:51.279	52.881	89	3:12.964	1 Lap									
7	3:20.992	1 Lap	48	3:08.255	1 Lap	124	3:22.472	1 Lap									
143	3:21.608	1 Lap	30	2:50.363	1:06.407	36	3:10.323	1 Lap									
80	3:02.908	2:24.718	94	2:51.261	1:09.043	250	3:13.720	1 Lap									
194	3:35.708	1 Lap	101	3:09.811	1 Lap	26	3:31.196	2 Laps									
61	2:59.848	2:27.608	78	3:07.951	1 Lap	6	3:12.706	1 Lap									
57	2:59.953	2:28.325	106	3:09.297	1 Lap	84	3:16.377	1 Lap									
42	2:52.973	2:40.334	49	2:55.434	1:19.931	251	3:12.224	1 Lap									
			69	2:52.428	1:30.356	116	3:13.919	1 Lap									
			66	3:07.497	1 Lap	666	3:22.256	1 Lap									
			3	3:10.774	1 Lap												
			124	3:14.589	1 Lap												
			33	2:55.189	1:40.717												
			89	3:11.899	1 Lap												
			17	2:54.388	1:46.543												
			136	2:58.212	1:51.826												
			19	2:58.278	1:52.721												
			26	3:35.676	2 Laps												
			36	3:11.370	1 Lap												
			250	3:12.074	1 Lap												
			40	3:39.769	2 Laps												
			6	3:12.557	1 Lap												
			84	3:17.695	1 Lap												
			251	3:10.922	1 Lap												
			116	3:11.481	1 Lap												
			666	3:21.809	1 Lap												
			Lap 11														
			2	2:46.618													
			4	2:45.745	6.279												
			80	3:02.131	1 Lap												
			42	2:55.082	1 Lap												
			61	3:02.797	1 Lap												
			57	3:04.476	1 Lap												
			7	3:25.124	2 Laps												






BELCAR HISTORIC & YOUNGTIMER CUP SPA RACING FESTIVAL RACE 2

Analysis

■ Personal Best ■ Session Best ■ Crossing the finish line in pit lane

Lap	Time	Sector 1	Sector 2	Sector 3	T. Spd	Elapsed	Lap	Time	Sector 1	Sector 2	Sector 3	T. Spd	Elapsed
2 Luc MOORTGAT Porsche 964 Cup													
1	2:56.561	50.776	1:21.218	44.567	205.7	2:56.561	1	3:58.068	1:27.035	1:36.623	54.410	145.9	3:58.068
2	2:48.425	47.796	1:17.313	43.316	204.5	5:44.986	2	3:23.009	56.539	1:32.696	53.774	161.7	7:21.077
3	2:45.005	47.086	1:15.278	42.641	216.4	8:29.991	3	3:19.960	56.336	1:31.031	52.593	159.5	10:41.037
4	2:44.144	46.037	1:15.330	42.777	221.3	11:14.135	4	3:19.260	57.128	1:29.545	52.587	153.6	14:00.297
5	2:46.047	46.048	1:15.013	44.986	216.4	14:00.182	5	3:15.564	55.276	1:29.032	51.256	171.2	17:15.861
6	2:43.583	46.525	1:14.828	42.230	221.8	16:43.765	6	3:15.526	54.869	1:29.766	50.891	180.3	20:31.387
7	2:43.789	46.581	1:13.956	43.252	232.3	19:27.554	7	3:16.377	54.463	1:30.421	51.493	168.5	23:47.764
8	2:45.044	46.194	1:15.874	42.976	205.7	22:12.598	8	3:12.504	54.797	1:26.923	50.784	170.9	27:00.268
9	2:44.114	46.922	1:14.584	42.608	231.3	24:56.712	9	3:12.557	53.804	1:27.929	50.824	170.3	30:12.825
10	2:46.672	46.528	1:16.963	43.181	213.4	27:43.384	10	3:12.706	54.506	1:27.115	51.085	169.8	33:25.531
11	2:46.618	46.932	1:16.113	43.573	215.6	30:30.002							
3 Samuel VERHEGGEN Mercedes 190 2,3 16V													
1	3:33.394	1:07.776	1:31.878	53.740	143.4	3:33.394							
2	3:22.995	1:00.252	1:30.191	52.552	156.7	6:56.389							
3	3:16.705	57.379	1:28.283	51.043	157.2	10:13.094							
4	3:13.546	56.756	1:26.223	50.567	182.4	13:26.640							
5	3:10.361	55.679	1:24.637	50.045	185.2	16:37.001							
6	3:11.492	56.878	1:24.664	49.950	177.9	19:48.493							
7	3:08.810	55.216	1:23.608	49.986	186.9	22:57.303							
8	3:09.864	54.744	1:24.690	50.430	188.2	26:07.167							
9	3:10.774	55.208	1:24.998	50.568	166.2	29:17.941							
10	3:08.606	54.996	1:23.689	49.921	187.2	32:26.547							
4 Jan VAN ELDEREN Ford Sierra Cosworth RS													
1	2:54.508	50.992	1:18.954	44.562	194.6	2:54.508							
2	2:47.667	48.272	1:16.002	43.393	193.5	5:42.175							
3	2:44.345	46.863	1:14.887	42.595	200.0	8:26.520							
4	2:44.717	46.614	1:15.320	42.783	191.8	11:11.237							
5	2:48.796	46.721	1:15.960	46.115	198.9	14:00.033							
6	2:45.239	46.990	1:15.697	42.552	215.1	16:45.272							
7	2:46.082	46.384	1:15.587	44.111	194.9	19:31.354							
8	2:46.276	47.330	1:16.039	42.907	197.8	22:17.630							
9	2:44.735	46.675	1:15.333	42.727	207.3	25:02.365							
10	2:48.171	46.621	1:18.549	43.001	206.9	27:50.536							
11	2:45.745	46.908	1:15.356	43.481	197.8	30:36.281							
5 Wim KUIJL Ford Capri													
1	3:39.615	1:22.264	1:26.424	50.927	175.9	3:39.615							
2	3:10.039	55.731	1:24.941	49.367	181.5	6:49.654							
3	3:05.755	54.644	1:20.895	50.216	182.1	9:55.409							
4	3:07.962	55.415	1:23.144	49.403	179.7	13:03.371							
5	3:06.268	54.986	1:20.839	50.443	182.1	16:09.639							
6	3:04.783	54.548	1:21.063	49.172	181.8	19:14.422							
7	3:05.885	55.509	1:21.406	48.970	184.0	22:20.307							
8	3:04.466	54.751	1:20.562	49.153	183.1	25:24.773							
9	3:04.855	54.313	1:21.360	49.182	182.4	28:29.628							
10	3:04.841	54.321	1:21.435	49.085	184.6	31:34.469							
6 Guy DE BAER Ford GT 40													
7 Luc GEEBELEN Porsche 911													
1	4:01.645	1:28.588	1:38.042	55.015	146.7	4:01.645							
2	3:21.317	55.910	1:31.455	53.952	161.0	7:22.962							
3	3:20.223	56.640	1:30.625	52.958	156.3	10:43.185							
4	3:19.951	56.181	1:29.934	53.836	153.0	14:03.136							
5	3:17.962	54.729	1:30.470	52.763	172.5	17:21.098							
6	3:26.545	58.982	1:33.231	54.332	151.7	20:47.643							
7	3:20.992	56.925	1:30.551	53.516	161.7	24:08.635							
8	3:22.605	57.812	1:31.946	52.847	154.1	27:31.240							
9	3:25.124	57.581	1:34.749	52.794	161.2	30:56.364							
17 Eric NULENS Porsche 964													
1	3:10.126	55.870	1:26.312	47.944	168.2	3:10.126							
2	3:02.607	51.253	1:23.517	47.837	177.0	6:12.733							
3	2:59.212	50.314	1:21.622	47.276	178.2	9:11.945							
4	2:55.168	49.587	1:20.461	45.120	183.7	12:07.113							
5	2:54.519	49.311	1:20.073	45.135	175.0	15:01.632							
6	2:51.638	48.215	1:18.434	44.989	192.5	17:53.270							
7	2:53.238	48.395	1:19.511	45.332	197.8	20:46.508							
8	2:52.131	49.351	1:17.871	44.909	200.0	23:38.639							
9	2:56.900	50.562	1:21.479	44.859	190.5	26:35.539							
10	2:54.388	48.232	1:21.408	44.748	201.9	29:29.927							
11	2:52.818	48.599	1:18.779	45.440	189.1	32:22.745							
19 Fair GENTLEMAN'S Mercedes 190 2,3 16V													
1	3:09.859	56.806	1:25.662	47.391	175.9	3:09.859							
2	3:02.357	52.362	1:23.064	46.931	183.1	6:12.216							
3	2:59.553	51.738	1:21.058	46.757	193.2	9:11.769							
4	2:55.975	51.250	1:19.427	45.298	196.0	12:07.744							
5	2:54.644	51.162	1:18.536	44.946	189.5	15:02.388							
6	2:53.825	51.182	1:17.791	44.852	203.8	17:56.213							
7	2:53.316	50.853	1:17.997	44.466	206.9	20:49.529							
8	2:53.717	50.283	1:18.536	44.898	201.5	23:43.246							
9	2:54.581	50.674	1:18.899	45.008	203.4	26:37.827							
10	2:58.278	50.294	1:23.330	44.654	206.1	29:36.105							
11	2:52.569	50.097	1:17.457	45.015	203.0	32:28.674							
24 Bas VAN ELDEREN BMW E30 325i													
1	2:57.443	51.808	1:20.484	45.151	183.1	2:57.443							
2	2:51.171	48.831	1:17.350	44.990	201.5	5:48.614							
3	2:49.372	48.278	1:16.475	44.619	210.9	8:37.986							
4	2:49.750	48.122	1:17.117	44.511	205.7	11:27.736							



BELCAR HISTORIC & YOUNGTIMER CUP


SPA RACING FESTIVAL

RACE 2

Analysis

■ Personal Best
 ■ Session Best
 ■ Crossing the finish line in pit lane

Lap	Time	Sector 1	Sector 2	Sector 3	T. Spd	Elapsed	Lap	Time	Sector 1	Sector 2	Sector 3	T. Spd	Elapsed
5	2:48.980	48.285	1:16.217	44.478	205.7	14:16.716	8	3:15.929	54.987	1:30.112	50.830	175.0	26:44.712
6	2:51.751	48.446	1:18.556	44.749	192.9	17:08.467	9	3:11.370	55.737	1:25.672	49.961	171.7	29:56.082
7	2:53.799	50.704	1:18.005	45.090	201.1	20:02.266	10	3:10.323	53.441	1:26.461	50.421	163.4	33:06.405
8	2:51.427	48.629	1:16.747	46.051	187.5	22:53.693	40 MAHIEU - MAHIEU						
9	2:51.293	49.635	1:17.316	44.342	204.9	25:44.986	TRIUMPH TR3 A						
10	2:51.279	48.971	1:17.720	44.588	200.0	28:36.265	1	4:24.278	1:39.478	1:44.794	1:00.006	141.5	4:24.278
11	2:48.981	47.812	1:16.840	44.329	193.9	31:25.246	2	3:47.602	1:06.239	1:42.209	59.154	132.0	8:11.880
26 Marc VANDENDIJK NL							3	3:43.429	1:05.880	1:38.014	59.535	151.7	11:55.309
LOTUS Elan							4	3:38.812	1:03.759	1:37.447	57.606	135.0	15:34.121
1	4:23.282	1:36.600	1:47.173	59.509	149.0	4:23.282	5	3:35.110	1:03.980	1:33.889	57.241	154.3	19:09.231
2	3:46.580	1:03.367	1:45.658	57.555	156.3	8:09.862	6	3:35.531	1:02.299	1:35.867	57.365	162.4	22:44.762
3	3:43.223	1:01.835	1:42.766	58.622	167.7	11:53.085	7	3:35.265	1:02.501	1:36.094	56.670	156.7	26:20.027
4	3:38.255	1:01.296	1:41.661	55.298	155.4	15:31.340	8	3:39.769	1:03.038	1:36.810	59.921	151.3	29:59.796
5	3:35.870	1:00.024	1:40.071	55.775	151.9	19:07.210	42 Christian MARX						
6	3:34.854	58.932	1:39.776	56.146	166.7	22:42.064	TRIUMPH TR8						
7	3:36.140	58.317	1:41.368	56.455	166.2	26:18.204	1	3:58.006	1:39.405	1:28.667	49.934	177.9	3:58.006
8	3:35.676	58.714	1:40.132	56.830	164.4	29:53.880	2	2:57.956	50.568	1:22.100	45.288	204.5	6:55.962
9	3:31.196	1:00.156	1:37.649	53.391	164.1	33:25.076	3	3:05.268	48.844	1:19.879	56.545	200.7	10:01.230
30 Dirk VAN ROMPUY							4	3:11.483	49.390	1:36.674	45.419	200.0	13:12.713
BMW M3							5	2:55.241	48.826	1:20.386	46.029	210.5	16:07.954
1	3:05.051	54.448	1:23.965	46.638	182.7	3:05.051	6	2:59.127	48.702	1:20.864	49.561	210.9	19:07.081
2	2:54.025	49.342	1:19.609	45.074	182.4	5:59.076	7	2:52.878	48.348	1:19.789	44.741	197.1	21:59.959
3	2:51.733	48.445	1:17.681	45.607	206.1	8:50.809	8	2:52.973	47.916	1:19.936	45.121	205.7	24:52.932
4	2:51.620	47.917	1:18.370	45.333	197.4	11:42.429	9	2:56.694	48.720	1:23.092	44.882	202.6	27:49.626
5	2:52.158	48.592	1:17.305	46.261	201.5	14:34.587	10	2:55.082	48.834	1:20.535	45.713	196.7	30:44.708
6	2:51.441	48.636	1:17.141	45.664	211.4	17:26.028	48 Robert VAESSEN						
7	2:52.324	49.866	1:17.288	45.170	212.2	20:18.352	NL						
8	2:50.351	48.447	1:17.258	44.646	188.2	23:08.703	BMW E30						
9	2:50.725	48.150	1:18.191	44.384	210.9	25:59.428	1	3:25.950	1:04.395	1:29.609	51.946	162.2	3:25.950
10	2:50.363	48.122	1:16.979	45.262	213.4	28:49.791	2	3:12.698	57.517	1:25.144	50.037	173.9	6:38.648
11	2:53.025	50.109	1:17.505	45.411	206.5	31:42.816	3	3:11.706	56.954	1:24.729	50.023	179.7	9:50.354
33 Tim KUIJL							4	3:08.742	56.034	1:23.865	48.843	179.7	12:59.096
BMW E36 325i							5	3:11.289	55.852	1:23.946	51.491	177.6	16:10.385
1	3:07.508	57.901	1:22.203	47.404	188.5	3:07.508	6	3:07.557	55.199	1:23.361	48.997	186.2	19:17.942
2	2:55.670	51.235	1:18.193	46.242	197.4	6:03.178	7	3:09.130	55.443	1:24.948	48.739	185.2	22:27.072
3	2:54.465	50.756	1:17.428	46.281	203.8	8:57.643	8	3:08.040	55.895	1:22.984	49.161	183.7	25:35.112
4	2:56.750	50.904	1:18.100	47.746	203.0	11:54.393	9	3:08.255	55.803	1:24.136	48.316	183.4	28:43.367
5	2:53.302	50.726	1:16.814	45.762	204.5	14:47.695	10	3:07.707	56.207	1:23.262	48.238	183.4	31:51.074
6	2:54.405	50.964	1:16.758	46.683	200.7	17:42.100	49 Everijan ALDERS						
7	2:55.017	50.721	1:18.425	45.871	202.2	20:37.117	BMW 325i						
8	2:56.354	51.702	1:18.258	46.394	202.6	23:33.471	1	3:01.704	54.427	1:20.794	46.483	188.8	3:01.704
9	2:55.441	51.080	1:18.306	46.055	194.9	26:28.912	2	2:55.319	49.556	1:20.130	45.633	186.2	5:57.023
10	2:55.189	50.870	1:18.107	46.212	203.4	29:24.101	3	2:52.499	49.577	1:17.537	45.385	201.9	8:49.522
11	2:57.109	52.898	1:18.146	46.065	198.2	32:21.210	4	2:53.413	48.945	1:18.998	45.470	200.4	11:42.935
36 Francis LACROIX							5	2:50.968	48.716	1:16.992	45.260	192.9	14:33.903
PORSCHE 914 / 6							6	2:52.167	49.714	1:16.946	45.507	201.5	17:26.070
1	3:50.340	1:27.071	1:31.708	51.561	162.4	3:50.340	7	2:53.431	50.832	1:17.193	45.406	211.8	20:19.501
2	3:19.886	55.843	1:32.221	51.822	146.5	7:10.226	8	2:52.876	50.420	1:17.362	45.094	203.4	23:12.377
3	3:16.252	55.660	1:29.607	50.985	160.7	10:26.478	9	2:55.504	50.380	1:18.998	46.126	184.0	26:07.881
4	3:13.371	54.437	1:28.196	50.738	164.9	13:39.849	10	2:55.434	50.396	1:18.893	46.145	184.3	29:03.315
5	3:15.864	54.323	1:30.022	51.519	156.5	16:55.713	11	2:57.859	51.572	1:19.478	46.809	175.0	32:01.174
6	3:15.750	53.936	1:30.285	51.529	164.1	20:11.463	56 Geert DIERCKX						
7	3:17.320	54.544	1:31.207	51.569	159.1	23:28.783	BMW E30 M3						




BELCAR HISTORIC & YOUNGTIMER CUP SPA RACING FESTIVAL RACE 2

Analysis

■ Personal Best ■ Session Best B Crossing the finish line in pit lane

Lap	Time	Sector 1	Sector 2	Sector 3	T. Spd	Elapsed	Lap	Time	Sector 1	Sector 2	Sector 3	T. Spd	Elapsed
1	3:07.322	56.034	1:23.591	47.697	187.5	3:07.322	8	2:53.626	50.475	1:16.993	46.158	196.7	23:28.911
2	2:57.456	51.188	1:20.484	45.784	188.8	6:04.778	9	2:52.401	50.853	1:15.790	45.758	198.5	26:21.312
3	2:53.118	49.964	1:17.587	45.567	207.3	8:57.896	10	2:52.428	50.551	1:16.187	45.690	199.3	29:13.740
4	2:56.738	51.049	1:19.217	46.472	187.8	11:54.634	11	2:51.956	50.410	1:15.607	45.939	200.0	32:05.696
5	2:53.489	51.007	1:16.885	45.597	193.9	14:48.123	78 Canio MARCHIONE						
6	2:51.444	49.803	1:16.704	44.937	191.8	17:39.567	BMW 2002 TI						
7	2:57.236	51.347	1:18.111	47.778	198.9	20:36.803	1	3:40.464	1:22.458	1:26.726	51.280	169.3	3:40.464
8	2:56.127	51.223	1:19.450	45.454	196.4	23:32.930	2	3:13.277	56.447	1:26.783	50.047	161.4	6:53.741
57 Jasper DIERCKX						BMW E36	3	3:10.346	56.467	1:23.901	49.978	161.4	10:04.087
1	3:14.159	59.639	1:25.074	49.446	181.5	3:14.159	4	3:11.484	55.965	1:24.484	51.035	169.8	13:15.571
2	3:07.464	53.619	1:24.029	49.816	186.5	6:21.623	5	3:08.498	55.539	1:23.378	49.581	163.9	16:24.069
3	3:07.806	53.865	1:24.829	49.112	189.5	9:29.429	6	3:07.508	55.882	1:22.196	49.430	178.5	19:31.577
4	3:03.762	53.062	1:22.148	48.552	187.8	12:33.191	7	3:09.306	55.589	1:21.719	51.998	177.3	22:40.883
5	3:02.820	52.946	1:21.620	48.254	192.9	15:36.011	8	3:07.759	56.930	1:21.626	49.203	173.1	25:48.642
6	3:03.475	53.655	1:21.538	48.282	191.5	18:39.486	9	3:07.951	55.951	1:23.074	48.926	177.0	28:56.593
7	3:01.484	53.149	1:20.966	47.369	194.9	21:40.970	10	3:06.147	55.284	1:21.684	49.179	174.2	32:02.740
8	2:59.953	52.072	1:20.810	47.071	198.2	24:40.923	80 Marc VAN DOORSLAER						
9	3:04.386	52.290	1:23.506	48.590	197.1	27:45.309	BMW E36						
10	3:04.476	53.828	1:21.599	49.049	187.5	30:49.785	1	3:12.895	58.695	1:25.483	48.717	177.6	3:12.895
61 Juri VAN NIEUWENBORGH						BMW E30	2	3:04.767	53.495	1:22.714	48.558	182.7	6:17.662
1	3:16.172	1:00.654	1:26.146	49.372	175.0	3:16.172	3	3:03.567	53.407	1:22.247	47.913	191.2	9:21.229
2	3:06.959	53.450	1:24.474	49.035	170.3	6:23.131	4	3:03.266	53.308	1:21.954	48.004	190.1	12:24.495
3	3:06.830	53.185	1:24.430	49.215	184.0	9:29.961	5	3:04.370	52.774	1:22.042	49.554	193.5	15:28.865
4	3:03.918	52.945	1:22.569	48.404	182.1	12:33.879	6	3:02.740	53.030	1:22.053	47.657	190.8	18:31.605
5	3:02.414	53.210	1:21.481	47.723	189.5	15:36.293	7	3:02.803	53.070	1:21.856	47.877	194.9	21:34.408
6	3:03.592	54.095	1:21.757	47.740	194.2	18:39.885	8	3:02.908	53.176	1:21.301	48.431	194.2	24:37.316
7	3:00.473	52.416	1:20.776	47.281	198.5	21:40.358	9	3:01.683	52.546	1:21.991	47.146	197.1	27:38.999
8	2:59.848	51.979	1:20.218	47.651	199.3	24:40.206	10	3:02.131	52.432	1:22.253	47.446	191.5	30:41.130
9	3:05.107	52.731	1:23.499	48.877	200.0	27:45.313	82 Xavier MARTENS						
10	3:02.797	52.549	1:22.686	47.562	184.6	30:48.110	PORSCHE 911						
66 Patrick VERBELEN						NISSAN 200 NX	1	3:35.052	1:18.652	1:27.619	48.781	158.1	3:35.052
1	3:31.627	1:06.733	1:31.705	53.189	149.2	3:31.627	2	3:13.378	57.760	1:27.063	48.555	163.4	6:48.430
2	3:20.858	57.708	1:30.019	53.131	154.1	6:52.485	3	3:05.189	51.548	1:24.312	49.329	177.6	9:53.619
3	3:17.320	56.633	1:29.203	51.484	155.6	10:09.805	4	3:01.878	51.644	1:23.290	46.944	183.1	12:55.497
4	3:12.316	56.456	1:25.619	50.241	159.8	13:22.121	5	3:00.722	50.496	1:23.105	47.121	190.8	15:56.219
5	3:08.424	55.151	1:24.464	48.809	168.0	16:30.545	6	3:00.403	50.206	1:23.074	47.123	194.6	18:56.622
6	3:15.133	1:00.761	1:24.766	49.606	164.6	19:45.678	7	3:00.165	50.501	1:22.921	46.743	192.9	21:56.787
7	3:10.442	55.218	1:24.424	50.800	156.7	22:56.120	8	3:00.831	51.173	1:22.986	46.672	189.1	24:57.618
8	3:12.056	54.374	1:26.674	51.008	159.5	26:08.176	9	3:00.598	50.008	1:24.001	46.589	192.9	27:58.216
9	3:07.497	54.034	1:24.372	49.091	174.8	29:15.673	10	3:00.502	50.617	1:23.616	46.269	178.2	30:58.718
10	3:07.142	54.449	1:23.355	49.338	186.9	32:22.815	84 DAMSEAUX - DAMSEAUX						
69 Ben THAENS						BMW E30	AUSTIN Mini Cooper S						
1	3:07.944	57.188	1:24.018	46.738	184.9	3:07.944	1	3:55.386	1:29.554	1:33.269	52.563	160.0	3:55.386
2	2:57.102	51.733	1:19.642	45.727	201.9	6:05.046	2	3:17.706	57.956	1:27.214	52.536	168.2	7:13.092
3	2:53.203	50.269	1:17.393	45.541	203.4	8:58.249	3	3:16.448	57.940	1:26.195	52.313	164.1	10:29.540
4	2:54.772	51.319	1:17.188	46.265	196.4	11:53.021	4	3:16.374	58.110	1:25.967	52.297	164.1	13:45.914
5	2:52.591	50.668	1:15.829	46.094	199.6	14:45.612	5	3:17.598	58.357	1:27.026	52.215	165.1	17:03.512
6	2:53.284	50.504	1:16.156	46.624	199.6	17:38.896	6	3:18.549	59.355	1:26.267	52.927	164.6	20:22.061
7	2:56.389	51.924	1:17.888	46.577	197.4	20:35.285	7	3:17.059	57.789	1:26.894	52.376	164.6	23:39.120
							8	3:17.711	57.946	1:26.937	52.828	168.0	26:56.831
							9	3:17.695	58.366	1:27.234	52.095	166.4	30:14.526
							10	3:16.377	58.187	1:25.803	52.387	164.1	33:30.903



BELCAR HISTORIC & YOUNGTIMER CUP


SPA RACING FESTIVAL

RACE 2

Analysis

■ Personal Best
 ■ Session Best
 ■ Crossing the finish line in pit lane

Lap	Time	Sector 1	Sector 2	Sector 3	T. Spd	Elapsed	Lap	Time	Sector 1	Sector 2	Sector 3	T. Spd	Elapsed
89 Matthias VAN HOOL							RENAULT						
1	3:27.502	1:04.427	1:30.178	52.897	174.2	3:27.502	10	3:07.077	55.629	1:22.446	49.002	180.6	32:08.162
2	3:15.836	57.441	1:27.358	51.037	170.1	6:43.338	116 Pierre Philippe DUMONT						
3	3:17.883	57.400	1:27.736	52.747	168.2	10:01.221	NISSAN Datsun Sports 240 Z						
4	3:20.327	57.704	1:30.480	52.143	170.3	13:21.548	1	4:02.371	1:29.291	1:38.045	55.035	141.9	4:02.371
5	3:13.609	57.900	1:25.284	50.425	171.7	16:35.157	2	3:26.783	59.081	1:33.324	54.378	163.4	7:29.154
6	3:12.178	57.741	1:24.451	49.986	172.2	19:47.335	3	3:18.781	56.978	1:28.655	53.148	164.9	10:47.935
7	3:14.110	56.988	1:25.360	51.762	164.9	23:01.445	4	3:19.483	56.968	1:28.948	53.567	166.7	14:07.418
8	3:15.341	57.351	1:25.106	52.884	170.9	26:16.786	5	3:18.935	58.808	1:28.598	51.529	161.4	17:26.353
9	3:11.899	56.941	1:24.634	50.324	177.3	29:28.685	6	3:17.805	56.193	1:29.711	51.901	163.4	20:44.158
10	3:12.964	58.121	1:23.637	51.206	172.5	32:41.649	7	3:13.210	55.509	1:26.376	51.325	169.3	23:57.368
90 Eric BRUYNOOGHE							8	3:12.760	55.387	1:26.655	50.718	166.7	27:10.128
Peugeot 308 Turbo Cup							9	3:11.481	55.368	1:24.948	51.165	154.3	30:21.609
1	3:56.548	1:40.327	1:26.691	49.530	166.4	3:56.548	10	3:13.919	56.559	1:24.007	53.353	173.9	33:35.528
2	3:33.439B	50.345	1:38.121	1:04.973	200.4	7:29.987	124 Lorenzo SEGERS						
94 Gust VAN HAELEST							BMW 325i						
MAZDA RX3							1	3:26.770	1:05.681	1:29.741	51.348	151.9	3:26.770
1	3:01.279	54.261	1:20.528	46.490	188.2	3:01.279	2	3:13.323	56.071	1:27.250	50.002	161.0	6:40.093
2	2:55.253	49.746	1:20.053	45.454	188.5	5:56.532	3	3:13.860	55.206	1:26.081	52.573	157.4	9:53.953
3	2:52.448	49.398	1:17.954	45.096	205.3	8:48.980	4	3:16.335	55.825	1:29.215	51.295	160.7	13:10.288
4	2:55.447	49.197	1:20.989	45.261	198.5	11:44.427	5	3:16.198	57.412	1:28.109	50.677	136.5	16:26.486
5	2:50.696	48.476	1:17.067	45.153	197.1	14:35.123	6	3:15.762	55.618	1:28.614	51.530	165.4	19:42.248
6	2:51.944	48.906	1:17.725	45.313	200.0	17:27.067	7	3:12.332	55.609	1:25.933	50.790	157.0	22:54.580
7	2:52.081	49.818	1:16.659	45.604	208.1	20:19.148	8	3:11.716	54.582	1:26.942	50.192	162.4	26:06.296
8	2:50.869	49.049	1:17.625	44.195	198.5	23:10.017	9	3:14.589	54.322	1:26.532	53.735	170.6	29:20.885
9	2:51.149	48.195	1:18.514	44.440	203.0	26:01.166	10	3:22.472	56.708	1:31.747	54.017	157.9	32:43.357
10	2:51.261	49.666	1:16.199	45.396	204.5	28:52.427	136 John TIMMERMANS						
11	2:50.825	49.276	1:16.889	44.660	194.2	31:43.252	LANCIA Delta Integrale						
101 Tom LAUREYNS							1	3:02.230	54.630	1:21.667	45.933	180.9	3:02.230
VW Scirocco							2	2:52.125	48.813	1:19.673	43.639	200.0	5:54.355
1	3:39.067	1:21.384	1:27.007	50.676	168.2	3:39.067	3	2:49.423	47.959	1:17.623	43.841	200.4	8:43.778
2	3:12.390	55.888	1:26.556	49.946	166.9	6:51.457	4	2:57.814	47.622	1:24.206	45.986	205.3	11:41.592
3	3:11.260	55.694	1:25.386	50.180	172.5	10:02.717	5	2:49.441	48.859	1:17.407	43.175	197.4	14:31.033
4	3:09.697	55.508	1:24.603	49.586	175.0	13:12.414	6	2:52.282	47.311	1:17.536	47.435	207.3	17:23.315
5	3:08.144	55.020	1:23.817	49.307	181.2	16:20.558	7	3:05.105	49.405	1:22.873	52.827	205.7	20:28.420
6	3:07.488	54.748	1:23.463	49.277	180.0	19:28.046	8	3:06.018	53.913	1:23.038	49.067	182.7	23:34.438
7	3:08.109	55.340	1:23.131	49.638	179.7	22:36.155	9	3:02.560	53.672	1:22.415	46.473	185.6	26:36.998
8	3:07.387	54.708	1:23.043	49.636	180.6	25:43.542	10	2:58.212	49.755	1:24.297	44.160	200.7	29:35.210
9	3:09.811	55.591	1:24.684	49.536	181.5	28:53.353	11	2:52.933	48.809	1:19.079	45.045	210.9	32:28.143
10	3:08.785	55.375	1:23.426	49.984	180.0	32:02.138	143 Stefan JACOBS						
106 Christoph HÖTTE							BMW 2002 TI						
PEUGEOT 106							1	4:01.145	1:28.475	1:37.449	55.221	148.4	4:01.145
1	3:27.881	1:05.422	1:30.411	52.048	153.0	3:27.881	2	3:27.618	59.585	1:33.786	54.247	169.0	7:28.763
2	3:13.409	57.472	1:26.073	49.864	168.0	6:41.290	3	3:23.937	58.643	1:31.381	53.913	168.2	10:52.700
3	3:13.364	56.396	1:25.555	51.413	168.2	9:54.654	4	3:23.019	58.896	1:31.510	52.613	177.6	14:15.719
4	3:14.901	55.823	1:28.766	50.312	161.9	13:09.555	5	3:27.710	59.198	1:32.852	55.660	168.7	17:43.429
5	3:09.742	55.939	1:24.749	49.054	176.2	16:19.297	6	3:20.723	58.991	1:29.653	52.079	154.1	21:04.152
6	3:10.134	57.304	1:23.220	49.610	176.8	19:29.431	7	3:21.608	58.438	1:29.964	53.206	161.4	24:25.760
7	3:11.147	56.070	1:22.850	52.227	179.1	22:40.578	8	3:23.949	58.677	1:31.508	53.764	165.4	27:49.709
8	3:11.210	57.659	1:24.156	49.395	159.5	25:51.788	9	3:22.087	58.357	1:30.280	53.450	162.4	31:11.796
9	3:09.297	55.630	1:24.235	49.432	171.7	29:01.085	194 Mario POTTERS						
194 Mario POTTERS							PEUGEOT 205 GTI						
PEUGEOT 205 GTI							1	3:31.369	1:04.780	1:30.124	56.465	154.7	3:31.369



BELCAR HISTORIC & YOUNGTIMER CUP

SPA RACING FESTIVAL

RACE 2

Analysis

■ Personal Best ■ Session Best B Crossing the finish line in pit lane

Lap	Time	Sector 1	Sector 2	Sector 3	T. Spd	Elapsed	Lap	Time	Sector 1	Sector 2	Sector 3	T. Spd	Elapsed
2	3:35.986	1:04.836	1:35.430	55.720	144.6	7:07.355	8	3:12.602	56.477	1:25.502	50.623	178.8	27:08.371
3	3:30.209	1:06.409	1:30.142	53.658	142.9	10:37.564	9	3:10.922	55.873	1:25.278	49.771	176.8	30:19.293
4	3:26.711	1:01.511	1:29.118	56.082	154.5	14:04.275	10	3:12.224	56.463	1:25.336	50.425	184.3	33:31.517
5	3:31.508	1:05.103	1:30.307	56.098	139.4	17:35.783	<div style="border: 1px solid black; padding: 5px;"> 666 Bart DE BAKKER ALFA ROMEO 145 </div>						
6	3:27.517	1:05.769	1:28.422	53.326	152.8	21:03.300							
7	3:35.708	1:03.992	1:34.580	57.136	136.0	24:39.008							
8	3:34.652	1:04.707	1:33.110	56.835	136.4	28:13.660							
9	3:28.438	1:03.749	1:30.557	54.132	137.8	31:42.098							
1	3:50.697	1:29.226	1:29.827	51.644	159.1	3:50.697							
2	3:08.188	54.720	1:23.145	50.323	157.4	6:58.885							
3	3:07.579	54.296	1:23.155	50.128	164.6	10:06.464							
4	3:08.364	54.718	1:25.292	48.354	161.7	13:14.828							
5	3:03.368	52.802	1:22.218	48.348	177.0	16:18.196							
6	3:03.415	53.502	1:21.127	48.786	175.0	19:21.611							
7	3:03.643	53.731	1:21.718	48.194	175.9	22:25.254							
8	3:02.523	53.775	1:20.529	48.219	184.3	25:27.777							
9	3:01.952	53.953	1:20.230	47.769	182.4	28:29.729							
10	3:03.323	53.615	1:21.081	48.627	180.9	31:33.052							

200 Michel KOWALESKI
 FORD Escort RS2000

1	3:50.697	1:29.226	1:29.827	51.644	159.1	3:50.697
2	3:08.188	54.720	1:23.145	50.323	157.4	6:58.885
3	3:07.579	54.296	1:23.155	50.128	164.6	10:06.464
4	3:08.364	54.718	1:25.292	48.354	161.7	13:14.828
5	3:03.368	52.802	1:22.218	48.348	177.0	16:18.196
6	3:03.415	53.502	1:21.127	48.786	175.0	19:21.611
7	3:03.643	53.731	1:21.718	48.194	175.9	22:25.254
8	3:02.523	53.775	1:20.529	48.219	184.3	25:27.777
9	3:01.952	53.953	1:20.230	47.769	182.4	28:29.729
10	3:03.323	53.615	1:21.081	48.627	180.9	31:33.052

223 Floris FICK
 BMW 2002


1	3:53.214	1:29.710	1:33.761	49.743	146.1	3:53.214
2	3:11.542	55.086	1:27.580	48.876	179.1	7:04.756
3	3:05.271	53.567	1:23.034	48.670	190.8	10:10.027
4	3:03.878	53.314	1:22.660	47.904	191.8	13:13.905
5	3:01.226	53.372	1:20.618	47.236	191.8	16:15.131
6	3:00.712	53.060	1:20.367	47.285	192.2	19:15.843
7	3:01.122	53.641	1:19.751	47.730	187.8	22:16.965
8	3:00.760	53.085	1:20.536	47.139	186.2	25:17.725
9	3:02.262	53.212	1:21.376	47.674	188.2	28:19.987
10	3:02.261	54.211	1:20.774	47.276	185.9	31:22.248

250 Hans-Gerd BRAUNEISER
 FORD Escort MRS2000

1	3:59.123	1:31.227	1:34.085	53.811	149.2	3:59.123
2	3:22.371	58.032	1:30.347	53.992	169.5	7:21.494
3	3:18.491	57.456	1:29.543	51.492	173.1	10:39.985
4	3:13.658	56.580	1:26.275	50.803	180.9	13:53.643
5	3:12.667	56.172	1:25.968	50.527	189.8	17:06.310
6	3:11.675	56.056	1:25.586	50.033	187.8	20:17.985
7	3:13.882	57.717	1:25.673	50.492	180.6	23:31.867
8	3:13.157	57.312	1:26.133	49.712	165.1	26:45.024
9	3:12.074	56.291	1:25.696	50.087	171.2	29:57.098
10	3:13.720	57.452	1:25.702	50.566	178.8	33:10.818

251 Christoph ROESSLE
 FORD Escort RS2000

1	4:03.943	1:30.666	1:37.397	55.880	146.3	4:03.943
2	3:25.934	59.870	1:31.394	54.670	161.4	7:29.877
3	3:23.171	58.867	1:30.281	54.023	168.7	10:53.048
4	3:16.146	57.051	1:27.956	51.139	176.8	14:09.194
5	3:14.442	56.676	1:26.709	51.057	170.1	17:23.636
6	3:17.333	57.414	1:28.758	51.161	159.3	20:40.969
7	3:14.800	57.198	1:26.898	50.704	176.2	23:55.769



BELCAR HISTORIC & YOUNGTIMER CUP

SPA RACING FESTIVAL

RACE 3 (30')


Starting Grid

Dirk KUYL	9	- 26 -	5	Wim KUIJL
Luc BRANKAERT	97	- 25 -	44	Emiel DE WEERDT
MAHIEU - MAHIEU	40	- 24 -	1	Guy FRANCOIS
Stefan JACOBS	143	- 23 -	26	Marc VANDENDIJK
Pierre Philippe DUMONT	116	- 22 -	7	Luc GEEBELEN
DAMSEaux - DAMSEaux	84	- 21 -	251	Christoph ROESSLE
Hans-Gerd BRAUNEISER	250	- 20 -	6	Guy DE BAER
Canio MARCHIONE	78	- 19 -	36	Francis LACROIX
Michel KOWALESKI	200	- 18 -	101	Tom LAUREYNS
Xavier MARTENS	82	- 17 -	223	Floris FICK
		- 16 -		
		- 15 -		
Bas VAN ELDEREN	24	- 14 -		
Pierre-Yves PAQUE	32	- 13 -	60	Steven GUILLEMIJN
Geert DIERCKX	56	- 12 -	90	Eric BRUYNNOOGHE
Bart DE BAKKER	666	- 11 -	194	Mario POTTERS
Matthias VAN HOOL	89	- 10 -	124	Lorenzo SEGERS
Patrick VERBELEN	66	- 9 -	3	Samuel VERHEGGEN
Robert VAESSEN	48	- 8 -	106	Christoph HÖTTE
Juri VAN NIEUWENBORGH	61	- 7 -	57	Jasper DIERCKX
Marc VAN DOORSLAER	80	- 6 -	42	Christian MARX
John TIMMERMANS	136	- 5 -	19	Fair GENTLEMAN'S
Tim KUIJL	33	- 4 -	17	Eric NULENS
Evertjan ALDERS	49	- 3 -	69	Ben THAENS
Dirk VAN ROMPUY	30	- 2 -	94	Gust VAN HAELST
Luc MOORTGAT	2	- 1 -	4	Jan VAN ELDEREN

Pole

Race Director	Stewards	Timekeeper: Xavi Lozano JOB-0057-CAT
---------------	----------	--





BELCAR HISTORIC & YOUNGTIMER CUP

SPA RACING FESTIVAL

RACE 3 (30')

Final Classification

Drivers	Nat	Team	Vehicle	Class	Laps	Total Time	Gap	Kph	Best Lap	
									Lap	Time Kph
1 2 Luc MOORTGAT			PORSCHE 964 Cup	3	11	31:35.439	-	146.1	6	2:42.578 155.1
2 4 Jan VAN ELDEREN			FORD Sierra Cosworth RS	4	11	31:49.973	+14.534	145.0	6	2:44.942 152.9
3 32 Pierre-Yves PAQUE			PORSCHE 964	3	11	32:18.134	+42.695	142.9	4	2:47.166 150.8
4 94 Gust VAN HAELST			MAZDA RX3	4	11	32:32.139	+56.700	141.9	5	2:49.320 148.9
5 42 Christian MARX			TRIUMPH TR8	6	11	33:05.195	+1:29.756	139.5	4	2:50.742 147.7
6 69 Ben THAENS			BMW E30	4	11	33:07.025	+1:31.586	139.4	7	2:52.053 146.5
7 19 Fair GENTLEMAN'S			MERCEDES 190 2,3 16V	4	11	33:08.332	+1:32.893	139.3	9	2:52.920 145.8
8 33 Tim KUIJL			BMW E36 325i	5	11	33:57.380	+2:21.941	135.9	5	2:58.035 141.6
9 80 Marc VAN DOORSLAER			BMW E36	5	11	34:10.689	+2:35.250	135.0	7	2:58.171 141.5
10 30 Dirk VAN ROMPUY			BMW M3	4	11	34:15.949	+2:40.510	134.7	11	2:59.746 140.3
11 57 Jasper DIERCKX			BMW E36	6	11	34:36.530	+3:01.091	133.4	4	3:01.577 138.9
12 49 Evertjan ALDERS			BMW 325i	4	11	35:31.524	+3:56.085	129.9	7	2:48.651 149.5
13 1 Guy FRANCOIS			LOTUS Elan	1	10	31:45.012	1 Lap	132.1	5	2:58.515 141.2
14 223 Floris FICK			BMW 2002	2	10	31:48.738	1 Lap	131.9	5	2:59.764 140.3
15 48 Robert VAESSEN	NL		BMW E30	5	10	32:10.543	1 Lap	130.4	7	3:03.223 137.6
16 5 Wim KUIJL			FORD Capri	5	10	32:16.651	1 Lap	130.0	6	3:04.000 137.0
17 36 Francis LACROIX			PORSCHE 914 / 6	2	10	32:24.268	1 Lap	129.5	8	3:05.054 136.3
18 200 Michel KOWALESKI			FORD Escort RS2000	2	10	32:29.555	1 Lap	129.1	4	3:04.198 136.9
19 3 Samuel VERHEGGEN			MERCEDES 190 2,3 16V	4	10	32:29.565	1 Lap	129.1	4	3:07.860 134.2
20 78 Canio MARCHIONE			BMW 2002 TI	2	10	32:30.475	1 Lap	129.0	6	3:07.136 134.7
21 106 Christoph HÖTTE			PEUGEOT 106	5	10	32:43.327	1 Lap	128.2	5	3:07.391 134.6
22 194 Mario POTTERS			PEUGEOT 205 GTI	4	10	32:49.830	1 Lap	127.8	4	3:07.801 134.3
23 89 Matthias VAN HOOL			RENAULT	5	10	32:52.270	1 Lap	127.6	10	3:10.759 132.2
24 250 Hans-Gerd BRAUNEISER			FORD Escort MRS2000	2	10	32:55.483	1 Lap	127.4	9	3:10.570 132.3
25 61 Juri VAN NIEUWENBORGH			BMW E30	4	10	32:57.713	1 Lap	127.3	7	2:58.290 141.4
26 60 Steven GUILLEMIJN			HONDA civic	5	10	33:10.316	1 Lap	126.5	6	3:11.432 131.7
27 6 Guy DE BAER			FORD GT 40	2	10	33:20.024	1 Lap	125.8	9	3:11.113 131.9
28 7 Luc GEEBELEN			PORSCHE 911	1	10	33:23.623	1 Lap	125.6	9	3:11.731 131.5
29 251 Christoph ROESSLE			FORD Escort RS2000	2	10	33:28.003	1 Lap	125.3	10	3:10.891 132.1
30 26 Marc VANDENDIJK	NL		LOTUS Elan	1	10	33:43.985	1 Lap	124.4	8	3:14.315 129.8
31 143 Stefan JACOBS			BMW 2002 TI	2	10	33:45.181	1 Lap	124.3	8	3:14.821 129.4
32 116 Pierre Philippe DUMONT			NISSAN Datsun Sports 240 Z	2	10	33:45.841	1 Lap	124.2	8	3:15.035 129.3
33 84 DAMSEAUX - DAMSEAUX			AUSTIN Mini Cooper S	2	10	34:05.686	1 Lap	123.0	3	3:16.804 128.1
34 40 MAHIEU - MAHIEU			TRIUMPH TR3 A	2	9	32:21.957	2 Laps	116.6	4	3:28.907 120.7
35 666 Bart DE BAKKER			ALFA ROMEO 145	5	9	32:22.118	2 Laps	116.6	6	3:22.241 124.7
36 24 Bas VAN ELDEREN			BMW E30 325i	6	8	23:55.153	3 Laps	140.2	7	2:46.906 151.1

Not classified:

136 John TIMMERMANS			LANCIA Delta Integrale	4	3	10:12.668			2	4:00.711 104.7
66 Patrick VERBELEN			NISSAN 200 NX	4	3	10:23.053			3	3:11.968 131.3
101 Tom LAUREYNS			VW Scirocco	6	3	10:29.810			3	3:08.876 133.5
17 Eric NULENS			PORSCHE 964	3	3	10:31.747			2	3:57.144 106.3
124 Lorenzo SEGERS			BMW 325i	4						

Excluded

82 Xavier MARTENS			PORSCHE 911	2	11	34:11.345			7	2:57.134 142.3
-------------------	--	--	-------------	---	----	-----------	--	--	---	----------------

Not started

56 Geert DIERCKX			BMW E30 M3	4						
90 Eric BRUYNOOGHE			Peugeot 308 Turbo Cup	4						
97 Luc BRANKAERT			CHEVROLET Corvette	2						
44 Emiel DE WEEERDT			FORD GT 40 KVA	2						
9 Dirk KUYL			FORD Capri 3200	2						

Pole Position


Fastest Lap

Lap 6	Luc MOORTGAT	2:42.578	155.1 Kph
-------	--------------	----------	-----------

EXCLUDED DUE TO STEWARDS DECISION NR.6

Track Status:

Race Director	Stewards	Timekeeper: Xavi Lozano JOB-0057-CAT
---------------	----------	--



BELCAR HISTORIC & YOUNGTIMER CUP

SPA RACING FESTIVAL

RACE 3


Final Classification by Class

Nr. Driver	Nat	Team	Car	Laps	Total Time	Gap	Kph	Best Lap	
								Lap	Time Kph
1									
1			LOTUS Elan	10	31:45.012		132.1	5	2:58.515 141.2
2			PORSCHE 911	10	33:23.623	+1'38.611	125.6	9	3:11.731 131.5
3	NL		LOTUS Elan	10	33:43.985	+1'58.973	124.4	8	3:14.315 129.8
2									
1			BMW 2002	10	31:48.738		131.9	5	2:59.764 140.3
2			PORSCHE 914 / 6	10	32:24.268	+35.530	129.5	8	3:05.054 136.3
3			FORD Escort RS2000	10	32:29.555	+40.817	129.1	4	3:04.198 136.9
4			BMW 2002 TI	10	32:30.475	+41.737	129.0	6	3:07.136 134.7
5			FORD Escort MRS2000	10	32:55.483	+1'06.745	127.4	9	3:10.570 132.3
6			FORD GT 40	10	33:20.024	+1'31.286	125.8	9	3:11.113 131.9
7			FORD Escort RS2000	10	33:28.003	+1'39.265	125.3	10	3:10.891 132.1
8			BMW 2002 TI	10	33:45.181	+1'56.443	124.3	8	3:14.821 129.4
9			NISSAN Datsun Sports 240 Z	10	33:45.841	+1'57.103	124.2	8	3:15.035 129.3
10			AUSTIN Mini Cooper S	10	34:05.686	+2'16.948	123.0	3	3:16.804 128.1
11			TRIUMPH TR3 A	9	32:21.957	1 Laps	116.6	4	3:28.907 120.7
Excluded									
82			PORSCHE 911	11	34:11.345			7	2:57.134 142.3
Not started									
97			CHEVROLET Corvette						
44			FORD GT 40 KVA						
9			FORD Capri 3200						
3									
1			PORSCHE 964 Cup	11	31:35.439		146.1	6	2:42.578 155.1
2			PORSCHE 964	11	32:18.134	+42.695	142.9	4	2:47.166 150.8
Not classified:									
17			PORSCHE 964	3	10:31.747			2	3:57.144 106.3
4									
1			FORD Sierra Cosworth RS	11	31:49.973		145.0	6	2:44.942 152.9
2			MAZDA RX3	11	32:32.139	+42.166	141.9	5	2:49.320 148.9
3			BMW E30	11	33:07.025	+1'17.052	139.4	7	2:52.053 146.5
4			MERCEDES 190 2,3 16V	11	33:08.332	+1'18.359	139.3	9	2:52.920 145.8
5			BMW M3	11	34:15.949	+2'25.976	134.7	11	2:59.746 140.3
6			BMW 325i	11	35:31.524	+3'41.551	129.9	7	2:48.651 149.5
7			MERCEDES 190 2,3 16V	10	32:29.565	1 Laps	129.1	4	3:07.860 134.2
8			PEUGEOT 205 GTI	10	32:49.830	1 Laps	127.8	4	3:07.801 134.3
9			BMW E30	10	32:57.713	1 Laps	127.3	7	2:58.290 141.4
Not classified:									
136			LANCIA Delta Integrale	3	10:12.668			2	4:00.711 104.7
66			NISSAN 200 NX	3	10:23.053			3	3:11.968 131.3
124			BMW 325i						
Not started									
56			BMW E30 M3						
90			Peugeot 308 Turbo Cup						
5									
1			BMW E36 325i	11	33:57.380		135.9	5	2:58.035 141.6
2			BMW E36	11	34:10.689	+13.309	135.0	7	2:58.171 141.5
3			BMW E30	10	32:10.543	1 Laps	130.4	7	3:03.223 137.6
4			FORD Capri	10	32:16.651	1 Laps	130.0	6	3:04.000 137.0
5			PEUGEOT 106	10	32:43.327	1 Laps	128.2	5	3:07.391 134.6
6			RENAULT	10	32:52.270	1 Laps	127.6	10	3:10.759 132.2
7			HONDA civic	10	33:10.316	1 Laps	126.5	6	3:11.432 131.7
8			ALFA ROMEO 145	9	32:22.118	2 Laps	116.6	6	3:22.241 124.7
6									
1			TRIUMPH TR8	11	33:05.195		139.5	4	2:50.742 147.7
2			BMW E36	11	34:36.530	+1'31.335	133.4	4	3:01.577 138.9
3			BMW E30 325i	8	23:55.153	3 Laps	140.2	7	2:46.906 151.1
Not classified:									
101			VW Scirocco	3	10:29.810			3	3:08.876 133.5

Published at:

Track Status: **DRY**

CAR 82 EXCLUDED DUE TO STEWARDS DECISION NR.6



BELCAR HISTORIC & YOUNGTIMER CUP SPA RACING FESTIVAL RACE 3

Final Classification by Class


Nr. Driver	Nat	Team	Car	Laps	Total Time	Gap	Kph	Best Lap		
								Lap	Time	Kph
BELCAR HISTORIC CUP										
1			LOTUS Elan	10	31:45.012		132.1	5	2:58.515	141.2
2	223		BMW 2002	10	31:48.738	+3.726	131.9	5	2:59.764	140.3
3	5		FORD Capri	10	32:16.651	+31.639	130.0	6	3:04.000	137.0
4	36		PORSCHE 914 / 6	10	32:24.268	+39.256	129.5	8	3:05.054	136.3
5	200		FORD Escort RS2000	10	32:29.555	+44.543	129.1	4	3:04.198	136.9
6	78		BMW 2002 TI	10	32:30.475	+45.463	129.0	6	3:07.136	134.7
7	250		FORD Escort MRS2000	10	32:55.483	+1'10.471	127.4	9	3:10.570	132.3
8	6		FORD GT 40	10	33:20.024	+1'35.012	125.8	9	3:11.113	131.9
9	7		PORSCHE 911	10	33:23.623	+1'38.611	125.6	9	3:11.731	131.5
10	251		FORD Escort RS2000	10	33:28.003	+1'42.991	125.3	10	3:10.891	132.1
11	26	NL	LOTUS Elan	10	33:43.985	+1'58.973	124.4	8	3:14.315	129.8
12	143		BMW 2002 TI	10	33:45.181	+2'00.169	124.3	8	3:14.821	129.4
13	116		NISSAN Datsun Sports 240 Z	10	33:45.841	+2'00.829	124.2	8	3:15.035	129.3
14	84		AUSTIN Mini Cooper S	10	34:05.686	+2'20.674	123.0	3	3:16.804	128.1
15	40		TRIUMPH TR3 A	9	32:21.957	1 Laps	116.6	4	3:28.907	120.7
Not classified:										
101			VW Scirocco	3	10:29.810			3	3:08.876	133.5
Excluded										
82			PORSCHE 911	11	34:11.345			7	2:57.134	142.3
Not started										
97			CHEVROLET Corvette							
44			FORD GT 40 KVA							
9			FORD Capri 3200							

CAR 82 EXCLUDED DUE TO STEWARDS DECISION NR.6

Published at:

Track Status: **DRY**

Race Director	Stewards	Timekeeper: Xavi Lozano JOB-0057-CAT
----------------------	-----------------	---



BELCAR HISTORIC & YOUNGTIMER CUP

SPA RACING FESTIVAL

RACE 3


Final Classification by Class

Nr. Driver	Nat	Team	Car	Laps	Total Time	Gap	Kph	Best Lap		
								Lap	Time	Kph
BELCAR YOUNGTIMER CUP										
1	2	Luc MOORTGAT	PORSCHE 964 Cup	11	31:35.439		146.1	6	2:42.578	155.1
2	4	Jan VAN ELDEREN	FORD Sierra Cosworth RS	11	31:49.973	+14.534	145.0	6	2:44.942	152.9
3	32	Pierre-Yves PAQUE	PORSCHE 964	11	32:18.134	+42.695	142.9	4	2:47.166	150.8
4	94	Gust VAN HAELEST	MAZDA RX3	11	32:32.139	+56.700	141.9	5	2:49.320	148.9
5	42	Christian MARX	TRIUMPH TR8	11	33:05.195	+1'29.756	139.5	4	2:50.742	147.7
6	69	Ben THAENS	BMW E30	11	33:07.025	+1'31.586	139.4	7	2:52.053	146.5
7	19	Fair GENTLEMAN'S	MERCEDES 190 2,3 16V	11	33:08.332	+1'32.893	139.3	9	2:52.920	145.8
8	33	Tim KUIJL	BMW E36 325i	11	33:57.380	+2'21.941	135.9	5	2:58.035	141.6
9	80	Marc VAN DOORSLAER	BMW E36	11	34:10.689	+2'35.250	135.0	7	2:58.171	141.5
10	30	Dirk VAN ROMPUY	BMW M3	11	34:15.949	+2'40.510	134.7	11	2:59.746	140.3
11	57	Jasper DIERCKX	BMW E36	11	34:36.530	+3'01.091	133.4	4	3:01.577	138.9
12	49	Evertjan ALDERS	BMW 325i	11	35:31.524	+3'56.085	129.9	7	2:48.651	149.5
13	48	Robert VAESSEN	BMW E30	10	32:10.543		130.4	7	3:03.223	137.6
14	3	Samuel VERHEGGEN	MERCEDES 190 2,3 16V	10	32:29.565		129.1	4	3:07.860	134.2
15	106	Christoph HÖTTE	PEUGEOT 106	10	32:43.327		128.2	5	3:07.391	134.6
16	194	Mario POTTERS	PEUGEOT 205 GTI	10	32:49.830		127.8	4	3:07.801	134.3
17	89	Matthias VAN HOOL	RENAULT	10	32:52.270		127.6	10	3:10.759	132.2
18	61	Juri VAN NIEUWENBORGH	BMW E30	10	32:57.713		127.3	7	2:58.290	141.4
19	60	Steven GUILLEMIJN	HONDA civic	10	33:10.316		126.5	6	3:11.432	131.7
20	666	Bart DE BAKKER	ALFA ROMEO 145	9	32:22.118		116.6	6	3:22.241	124.7
21	24	Bas VAN ELDEREN	BMW E30 325i	8	23:55.153		140.2	7	2:46.906	151.1
Not classified:										
136		John TIMMERMANS	LANCIA Delta Integrale	3	10:12.668			2	4:00.711	104.7
66		Patrick VERBELEN	NISSAN 200 NX	3	10:23.053			3	3:11.968	131.3
17		Eric NULENS	PORSCHE 964	3	10:31.747			2	3:57.144	106.3
124		Lorenzo SEGERS	BMW 325i							
Not started										
56		Geert DIERCKX	BMW E30 M3							
90		Eric BRUYNOOGHE	Peugeot 308 Turbo Cup							

Published at:

Track Status: **DRY**

Race Director	Stewards	Timekeeper: Xavi Lozano JOB-0057-CAT
----------------------	-----------------	---




BELCAR HISTORIC & YOUNGTIMER CUP

SPA RACING FESTIVAL

RACE 3

Best Sector Times

SECTOR 1			SECTOR 2			SECTOR 3				
Pos	Driver	Time	Driver	Time	Driver	Time	Pos	Driver	Ideal Lap	Best Lap
1	2 L.MOORTGAT	46.333	2 L.MOORTGAT	1:13.814	2 L.MOORTGAT	42.325	1	2 L.MOORTGAT	2:42.472	2:42.578 (1)
2	4 J.VAN ELDEREN	46.488	4 J.VAN ELDEREN	1:14.852	4 J.VAN ELDEREN	43.127	2	4 J.VAN ELDEREN	2:44.467	2:44.942 (2)
3	32 P.PAQUE	47.283	24 B.VAN ELDEREN	1:15.126	24 B.VAN ELDEREN	43.731	3	24 B.VAN ELDEREN	2:46.490	2:46.906 (3)
4	42 C.MARX	47.404	32 P.PAQUE	1:15.584	32 P.PAQUE	43.878	4	32 P.PAQUE	2:46.745	2:47.166 (4)
5	24 B.VAN ELDEREN	47.633	49 E.ALDERS	1:15.719	49 E.ALDERS	44.120	5	49 E.ALDERS	2:47.924	2:48.651 (5)
6	136 J.TIMMERMANS	47.922	94 G.VAN HAELEST	1:16.048	94 G.VAN HAELEST	44.271	6	94 G.VAN HAELEST	2:48.371	2:49.320 (6)
7	94 G.VAN HAELEST	48.052	69 B.THAENS	1:16.164	42 C.MARX	44.775	7	42 C.MARX	2:50.742	2:50.742 (7)
8	49 E.ALDERS	48.085	19 F.GENTLEMANS	1:17.864	19 F.GENTLEMANS	44.894	8	69 B.THAENS	2:51.601	2:52.053 (8)
9	19 F.GENTLEMANS	49.800	136 J.TIMMERMANS	1:18.236	69 B.THAENS	45.367	9	136 J.TIMMERMANS	2:52.029	4:00.711 (41)
10	69 B.THAENS	50.070	42 C.MARX	1:18.563	136 J.TIMMERMANS	45.871	10	19 F.GENTLEMANS	2:52.558	2:52.920 (9)
11	82 X.MARTENS	50.152	33 T.KUIJL	1:18.749	82 X.MARTENS	46.166	11	82 X.MARTENS	2:57.001	2:57.134 (10)
12	17 E.NULENS	50.534	80 M.VAN DOORSLAER	1:19.132	1 G.FRANCOIS	46.777	12	33 T.KUIJL	2:57.408	2:58.035 (11)
13	61 J.VAN NIEUWENBORGH	51.565	30 D.VAN ROMPUY	1:19.192	33 T.KUIJL	46.852	13	80 M.VAN DOORSLAER	2:57.830	2:58.171 (12)
14	80 M.VAN DOORSLAER	51.803	1 G.FRANCOIS	1:19.202	80 M.VAN DOORSLAER	46.895	14	17 E.NULENS	2:57.840	3:57.144 (40)
15	33 T.KUIJL	51.807	223 F.FICK	1:19.247	223 F.FICK	47.209	15	1 G.FRANCOIS	2:58.228	2:58.515 (14)
16	1 G.FRANCOIS	52.249	61 J.VAN NIEUWENBORGH	1:19.396	61 J.VAN NIEUWENBORGH	47.329	16	61 J.VAN NIEUWENBORGH	2:58.290	2:58.290 (13)
17	57 J.DIERCKX	52.267	5 W.KUIJL	1:19.579	57 J.DIERCKX	47.474	17	223 F.FICK	2:59.201	2:59.764 (16)
18	30 D.VAN ROMPUY	52.309	17 E.NULENS	1:19.666	17 E.NULENS	47.640	18	30 D.VAN ROMPUY	2:59.420	2:59.746 (15)
19	36 F.LACROIX	52.364	200 M.KOWALESKI	1:20.429	30 D.VAN ROMPUY	47.919	19	57 J.DIERCKX	3:00.987	3:01.577 (17)
20	223 F.FICK	52.745	82 X.MARTENS	1:20.683	36 F.LACROIX	48.214	20	200 M.KOWALESKI	3:02.533	3:04.198 (20)
21	7 L.GEEBELEN	53.399	48 R.VAESSEN	1:20.795	48 R.VAESSEN	48.358	21	48 R.VAESSEN	3:03.223	3:03.223 (18)
22	6 G.DE BAER	53.420	57 J.DIERCKX	1:21.246	200 M.KOWALESKI	48.603	22	5 W.KUIJL	3:03.471	3:04.000 (19)
23	200 M.KOWALESKI	53.501	78 C.MARCHIONE	1:21.612	66 P.VERBELEN	49.269	23	36 F.LACROIX	3:04.460	3:05.054 (21)
24	48 R.VAESSEN	54.070	106 C.HÖTTE	1:22.011	3 S.VERHEGGEN	49.360	24	106 C.HÖTTE	3:06.071	3:07.391 (23)
25	66 P.VERBELEN	54.329	194 M.POTTERS	1:22.147	78 C.MARCHIONE	49.444	25	78 C.MARCHIONE	3:06.170	3:07.136 (22)
26	5 W.KUIJL	54.337	89 M.VAN HOOL	1:22.746	250 H.BRAUNEISER	49.458	26	3 S.VERHEGGEN	3:07.392	3:07.860 (25)
27	101 T.LAUREYNS	54.548	101 T.LAUREYNS	1:23.187	106 C.HÖTTE	49.485	27	194 M.POTTERS	3:07.555	3:07.801 (24)
28	106 C.HÖTTE	54.575	3 S.VERHEGGEN	1:23.262	5 W.KUIJL	49.555	28	66 P.VERBELEN	3:07.875	3:11.968 (33)
29	3 S.VERHEGGEN	54.770	36 F.LACROIX	1:23.882	194 M.POTTERS	49.675	29	101 T.LAUREYNS	3:07.886	3:08.876 (26)
30	78 C.MARCHIONE	55.114	250 H.BRAUNEISER	1:23.914	251 C.ROESSLE	49.729	30	250 H.BRAUNEISER	3:09.006	3:10.570 (27)
31	60 S.GUILLEMIJN	55.608	66 P.VERBELEN	1:24.277	26 M.VANDENDIJK	50.025	31	89 M.VAN HOOL	3:09.609	3:10.759 (28)
32	116 P.DUMONT	55.618	251 C.ROESSLE	1:24.325	89 M.VAN HOOL	50.134	32	251 C.ROESSLE	3:10.313	3:10.891 (29)
33	250 H.BRAUNEISER	55.634	60 S.GUILLEMIJN	1:24.896	101 T.LAUREYNS	50.151	33	6 G.DE BAER	3:10.359	3:11.113 (30)
34	26 M.VANDENDIJK	55.649	84 DAMSEALUX - DAMSEALUX	1:26.356	6 G.DE BAER	50.213	34	7 L.GEEBELEN	3:10.999	3:11.731 (32)
35	194 M.POTTERS	55.733	6 G.DE BAER	1:26.726	7 L.GEEBELEN	50.844	35	60 S.GUILLEMIJN	3:11.417	3:11.432 (31)
36	251 C.ROESSLE	56.259	7 L.GEEBELEN	1:26.756	60 S.GUILLEMIJN	50.913	36	116 P.DUMONT	3:13.850	3:15.035 (36)
37	143 S.JACOBS	56.272	116 P.DUMONT	1:26.827	116 P.DUMONT	51.405	37	26 M.VANDENDIJK	3:13.971	3:14.315 (34)
38	89 M.VAN HOOL	56.729	666 B.DE BAKKER	1:26.872	143 S.JACOBS	51.589	38	143 S.JACOBS	3:14.749	3:14.821 (35)
39	84 DAMSEALUX - DAMSEALUX	58.009	143 S.JACOBS	1:26.888	84 DAMSEALUX - DAMSEALUX	51.901	39	84 DAMSEALUX - DAMSEALUX	3:16.266	3:16.804 (37)
40	666 B.DE BAKKER	1:00.232	26 M.VANDENDIJK	1:28.297	666 B.DE BAKKER	54.175	40	666 B.DE BAKKER	3:21.279	3:22.241 (38)
41	40 MAHIEU - MAHIEU	1:01.460	40 MAHIEU - MAHIEU	1:31.507	40 MAHIEU - MAHIEU	55.336	41	40 MAHIEU - MAHIEU	3:28.303	3:28.907 (39)

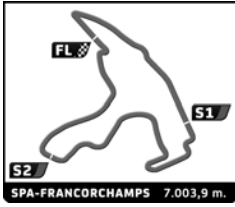


BELCAR HISTORIC & YOUNGTIMER CUP SPA RACING FESTIVAL RACE 3

Best Top Speeds

Driver	Team		Top 1		Top 2		Top 3		Top 4		Top 5		
			Kph	Lap	Kph	Lap	Kph	Lap	Kph	Lap	Kph	Lap	
2 Luc MOORTGAT		3	232.8	11	231.8	9	229.8	10	229.3	1	226.9	5	230,1
32 Pierre-Yves PAQUE		3	221.8	4	218.6	9	216.4	8	216.4	5	216.0	6	217,8
42 Christian MARX		6	213.0	9	208.5	8	208.1	4	205.7	7	201.9	5	207,4
4 Jan VAN ELDEREN		4	212.6	8	211.8	6	210.5	11	206.5	7	204.9	9	209,3
19 Fair GENTLEMAN'S		4	212.2	4	204.5	9	203.8	5	201.1	6	201.1	7	204,5
94 Gust VAN HÆLST		4	212.2	6	210.9	4	207.7	7	203.8	1	201.5	9	207,2
24 Bas VAN ELDEREN		6	209.7	7	207.3	5	204.5	4	204.5	8	200.7	3	205,3
49 Evertjan ALDERS		4	208.1	10	206.5	9	206.1	7	204.5	11	204.2	6	205,9
69 Ben THAENS		4	203.8	8	203.4	10	202.6	9	201.5	7	200.4	6	202,3
61 Juri VAN NIEUWENBORGH		4	201.9	5	201.5	7	198.9	6	191.2	1	190.8	4	196,9
80 Marc VAN DOORSLAER		5	201.1	5	199.6	6	199.3	8	198.5	7	198.2	4	199,3
82 Xavier MARTENS		2	199.6	4	199.3	10	198.2	7	197.8	5	195.3	8	198,0
33 Tim KUIJL		5	198.2	5	197.8	7	196.7	6	195.3	10	194.9	9	196,6
57 Jasper DIERCKX		6	197.1	4	197.1	7	196.0	5	194.9	3	194.6	6	195,9
30 Dirk VAN ROMPUY		4	195.7	8	193.2	3	192.5	7	191.5	6	191.5	10	192,9
136 John TIMMERMANS		4	194.9	1	193.9	3	93.8	2					160,9
223 Floris FICK		2	194.2	1	193.9	4	192.9	10	191.2	3	190.1	8	192,5
1 Guy FRANCOIS		1	189.1	4	188.2	6	183.7	7	183.4	5	183.1	1	185,5
26 Marc VANDENDIJK		1	188.8	4	179.4	8	177.3	3	176.2	1	174.2	5	179,2
48 Robert VAESSEN		5	188.5	5	187.8	7	187.5	4	186.9	6	186.9	9	187,5
3 Samuel VERHEGGEN		4	188.2	4	186.2	10	185.9	9	184.9	6	184.6	5	186,0
250 Hans-Gerd BRAUNEISER		2	187.8	10	187.5	9	185.9	7	183.1	8	181.2	5	185,1
143 Stefan JACOBS		2	186.5	8	181.8	10	180.0	3	178.5	5	177.3	1	180,8
251 Christoph ROESSLE		2	185.6	8	177.6	10	177.3	9	176.5	5	175.3	7	178,5
106 Christoph HÖTTE		5	184.9	5	184.0	6	179.1	7	178.8	9	177.9	8	180,9
5 Wim KUIJL		5	184.3	7	183.1	10	182.7	5	182.1	9	182.1	6	182,9
200 Michel KOWALESKI		2	183.4	8	181.8	9	181.2	10	177.9	1	177.6	7	180,4
78 Canio MARCHIONE		2	180.3	6	180.0	9	177.6	10	177.0	4	176.5	8	178,3
36 Francis LACROIX		2	179.7	7	175.9	5	170.9	8	169.3	10	169.0	1	173,0
116 Pierre Philippe DUMONT		2	179.7	8	172.5	10	167.4	6	166.7	4	165.4	3	170,3
101 Tom LAUREYNS		6	179.4	3	178.5	1	153.4	2					170,4
17 Eric NULENS		3	179.1	1	163.6	3	90.9	2					144,5
60 Steven GUILLEMIJN		5	177.9	6	177.9	7	176.5	9	175.0	8	173.6	10	176,2
6 Guy DE BAER		2	177.6	10	169.0	7	166.9	9	160.7	4	159.3	1	166,7
89 Matthias VAN HOOL		5	177.3	4	173.1	8	173.1	7	172.8	10	172.2	9	173,7
66 Patrick VERBELEN		4	176.2	3	172.0	1	150.2	2					166,1
194 Mario POTTERS		4	175.3	8	175.0	3	173.4	6	173.1	7	172.8	1	173,9
84 DAMSEAUX - DAMSEAUX		2	172.2	1	167.7	7	166.9	6	166.4	4	165.9	5	167,8
7 Luc GEEBELEN		1	172.0	10	170.6	9	168.5	7	168.5	6	168.2	5	169,6
666 Bart DE BAKKER		5	163.1	1	163.1	3	162.2	2	160.2	5	159.5	9	161,6
40 MAHIEU - MAHIEU		2	155.4	7	155.2	9	154.1	4	154.1	6	152.3	5	154,2
9 Dirk KUYL		2											
44 Emiel DE WEERDT		2											
56 Geert DIERCKX		4											
97 Luc BRANKAERT		2											
124 Lorenzo SEGERS		4											
90 Eric BRUYNOOGHE		4											






BELCAR HISTORIC & YOUNGTIMER CUP
SPA RACING FESTIVAL
RACE 3

Best Top Speeds

Driver	Team	Top 1		Top 2		Top 3		Top 4		Top 5	
		Kph	Lap	Kph	Lap	Kph	Lap	Kph	Lap	Kph	Lap Avg






BELCAR HISTORIC & YOUNGTIMER CUP SPA RACING FESTIVAL RACE 3

Fastest Lap Sequence

Practice Time	Driver	Team	Car	Class	Time	Kph	Lap
6:54.442	2 Luc MOORTGAT		PORSCHE 964 Cup	3	4:06.518	102.3	2
6:54.878	4 Jan VAN ELDEREN		FORD Sierra Cosworth RS	4	4:05.958	102.5	2
6:56.062	94 Gust VAN HAELST		MAZDA RX3	4	4:02.653	103.9	2
6:56.492	49 Evertjan ALDERS		BMW 325i	4	4:00.799	104.7	2
6:57.235	136 John TIMMERMANS		LANCIA Delta Integrale	4	4:00.711	104.7	2
6:58.015	42 Christian MARX		TRIUMPH TR8	6	3:57.977	106.0	2
6:59.059	17 Eric NULENS		PORSCHE 964	3	3:57.144	106.3	2
7:00.725	32 Pierre-Yves PAQUE		PORSCHE 964	3	3:56.755	106.5	2
7:02.962	33 Tim KUIJL		BMW E36 325 i	5	3:55.526	107.1	2
7:03.173	24 Bas VAN ELDEREN		BMW E30 325i	6	3:55.266	107.2	2
7:06.865	61 Juri VAN NIEUWENBORGH		BMW E30	4	3:53.823	107.8	2
7:07.191	80 Marc VAN DOORSLAER		BMW E36	5	3:52.547	108.4	2
7:08.442	48 Robert VAESSEN		BMW E30	5	3:51.581	108.9	2
7:11.085	66 Patrick VERBELEN		NISSAN 200 NX	4	3:49.448	109.9	2
7:11.569	106 Christoph HÖTTE		PEUGEOT 106	5	3:48.721	110.2	2
7:16.230	82 Xavier MARTENS		PORSCHE 911	2	3:47.631	110.8	2
7:18.556	223 Floris FICK		BMW 2002	2	3:47.534	110.8	2
7:18.789	200 Michel KOWALESKI		FORD Escort RS2000	2	3:47.267	110.9	2
7:20.230	1 Guy FRANCOIS		LOTUS Elan	1	3:45.492	111.8	2
7:20.934	101 Tom LAUREYNS		VW Scirocco	6	3:45.074	112.0	2
7:21.450	78 Canio MARCHIONE		BMW 2002 TI	2	3:44.599	112.3	2
7:22.659	250 Hans-Gerd BRAUNEISER		FORD Escort MRS2000	2	3:44.504	112.3	2
7:23.703	84 DAMSEAUX - DAMSEAUX		AUSTIN Mini Cooper S	2	3:37.144	116.1	2
7:24.141	6 Guy DE BAER		FORD GT 40	2	3:36.769	116.3	2
7:25.419	7 Luc GEEBELEN		PORSCHE 911	1	3:36.384	116.5	2
7:25.974	5 Wim KUIJL		FORD Capri	5	3:36.278	116.6	2
7:26.203	251 Christoph ROESSLE		FORD Escort RS2000	2	3:33.770	117.9	2
7:27.577	143 Stefan JACOBS		BMW 2002 TI	2	3:33.692	118.0	2
9:39.978	4 Jan VAN ELDEREN		FORD Sierra Cosworth RS	4	2:45.100	152.7	3
12:23.835	2 Luc MOORTGAT		PORSCHE 964 Cup	3	2:43.446	154.3	4
17:51.439	2 Luc MOORTGAT		PORSCHE 964 Cup	3	2:42.578	155.1	6






BELCAR HISTORIC & YOUNGTIMER CUP SPA RACING FESTIVAL RACE 3

Lap Chart

Nr	Pos	Grid	LAP											
			1	2	3	4	5	6	7	8	9	10	11	
2	1	2	2	2	4	2	2	2	2	2	2	2	2	2
4	2	4	4	4	2	4	4	4	4	4	4	4	4	4
30	3	30	94	94	94	94	94	49	49	32	32	32	32	32
94	4	94	49	49	49	49	49	94	32	49	49	49	49	94
49	5	49	136	136	32	32	32	32	94	24	94	94	42	42
69	6	69	42	42	42	42	24	24	24	94	42	42	69	69
33	7	33	17	17	24	24	42	42	42	42	19	69	19	19
17	8	17	19	19	19	19	19	19	19	19	69	19	33	33
136	9	136	32	32	69	69	69	69	69	69	33	33	80	80
19	10	19	69	69	33	33	33	33	33	33	80	80	82	82
80	11	80	33	33	30	30	30	80	80	80	82	82	30	30
42	12	42	24	24	57	57	80	30	30	82	30	30	57	57
61	13	61	30	30	61	80	57	61	61	30	57	57	49	49
57	14	57	57	57	80	61	61	57	82	57	1	1	1	1
48	15	48	61	61	136	82	82	82	57	1	223	223	223	223
106	16	106	80	80	48	48	1	1	1	223	48	48	48	48
66	17	66	48	48	82	1	223	223	223	61	5	5	5	5
3	18	3	66	66	1	223	48	48	48	48	36	36	36	36
89	19	89	106	106	66	200	200	200	200	200	3	3	3	3
124	20	124	194	194	223	3	3	106	5	5	78	200	200	200
666	21	666	3	3	200	194	106	3	3	36	61	78	78	78
194	22	194	60	60	3	106	194	194	194	3	200	106	106	106
56	23	56	89	89	106	78	5	5	106	194	194	194	194	194
90	24	90	82	82	194	89	78	78	36	78	106	89	89	89
32	25	32	666	223	89	36	36	36	78	106	89	250	250	250
60	26	60	223	200	101	5	89	89	89	89	250	61	61	61
24	27	24	200	666	78	250	250	250	250	250	60	60	60	60
82	33	82	1	1	17	60	60	60	60	60	7	6	6	6
223	34	223	101	101	60	84	7	7	7	7	6	7	7	7
200	35	200	78	78	36	6	84	6	6	6	251	251	251	251
101	36	101	36	36	250	7	6	143	143	251	26	26	26	26
78	37	78	250	250	5	143	143	26	251	143	143	143	143	143
36	38	36	84	84	84	26	26	251	26	26	116	116	116	116
250	39	250	6	6	666	251	251	84	116	116	84	84	84	84
6	40	6	7	7	6	116	116	116	84	84	40	40	40	40
84	41	84	5	5	7	666	666	666	666	666	666	666	666	666
251	42	251	251	251	143	40	40	40	40	40	40	40	40	40
116	43	116	143	143	251	251	251	251	251	251	251	251	251	251
7	44	7	26	26	26	26	26	26	26	26	26	26	26	26
143	45	143	116	116	116	116	116	116	116	116	116	116	116	116
26	46	26	40	40	40	40	40	40	40	40	40	40	40	40
40	47	40	40	40	40	40	40	40	40	40	40	40	40	40
1		1	1	1	1	1	1	1	1	1	1	1	1	1
97		97	97	97	97	97	97	97	97	97	97	97	97	97
44		44	44	44	44	44	44	44	44	44	44	44	44	44
9		9	9	9	9	9	9	9	9	9	9	9	9	9
5		5	5	5	5	5	5	5	5	5	5	5	5	5




BELCAR HISTORIC & YOUNGTIMER CUP SPA RACING FESTIVAL RACE 3

Analysis by lap

Lapped

Nr	Lap Time	Gap	Nr	Lap Time	Gap	Nr	Lap Time	Gap	Nr	Lap Time	Gap	Nr	Lap Time	Gap
143	3:17.304	1 Lap	Lap 9			42	2:55.341	1:29.756						
251	3:16.485	1 Lap	2	2:44.720		69	2:54.414	1:31.586						
26	3:18.366	1 Lap	36	3:05.054	1 Lap	19	2:54.725	1:32.893						
49	2:51.000	32.239	3	3:09.478	1 Lap	60	3:16.837	1 Lap						
116	3:17.013	1 Lap	194	3:09.318	1 Lap	6	3:11.577	1 Lap						
24	2:48.301	33.482	78	3:08.482	1 Lap	7	3:15.515	1 Lap						
94	2:51.724	34.502	106	3:12.945	1 Lap	251	3:10.891	1 Lap						
84	3:18.701	1 Lap	4	2:46.092	9.094	26	3:16.761	1 Lap						
666	3:24.956	1 Lap	89	3:12.246	1 Lap	143	3:17.318	1 Lap						
42	2:53.772	56.072	250	3:12.464	1 Lap	116	3:17.507	1 Lap						
19	2:53.740	1:02.264	60	3:14.623	1 Lap	33	3:02.208	2:21.941						
69	2:53.934	1:03.354	32	2:47.456	33.063	84	3:23.949	1 Lap						
33	2:59.809	1:34.357	49	2:48.741	36.260	80	3:02.319	2:35.250						
80	2:59.719	1:46.712	94	2:50.937	40.719	82	3:00.665	2:35.906						
82	2:58.495	1:50.037	7	3:13.768	1 Lap	30	2:59.746	2:40.510						
30	3:02.956	1:52.552	6	3:12.253	1 Lap	57	3:04.689	3:01.091						
40	3:29.504	1 Lap	251	3:13.105	1 Lap	49	5:59.715	3:56.085						
57	3:03.985	2:00.673	143	3:14.821	1 Lap									
1	3:05.599	2:06.113	26	3:14.315	1 Lap									
223	3:10.580	2:23.368	116	3:15.035	1 Lap									
61	3:34.116	2:24.310	42	2:58.290	1:09.642									
48	3:14.022	2:27.904	19	2:52.920	1:10.464									
200	3:15.502	2:39.190	69	2:52.862	1:11.496									
5	3:04.871	2:43.463	84	3:23.182	1 Lap									
Lap 10			666	3:29.745	1 Lap									
2	2:43.831		33	2:59.442	1:49.079									
40	3:31.798	2 Laps	80	3:00.260	2:02.252									
4	2:48.424	13.687	82	2:59.712	2:05.029									
48	3:15.516	1 Lap	30	3:01.271	2:09.103									
5	3:04.022	1 Lap	57	3:05.365	2:21.318									
36	3:06.828	1 Lap	1	3:07.826	2:29.219									
3	3:09.436	1 Lap	223	3:03.156	2:41.804									
78	3:09.728	1 Lap												
61	3:37.028	1 Lap												
200	3:22.693	1 Lap												
194	3:14.145	1 Lap												
106	3:11.401	1 Lap												
32	2:48.452	37.684												
49	2:49.158	41.587												
94	2:50.276	47.164												
89	3:12.433	1 Lap												
250	3:10.570	1 Lap												
60	3:14.600	1 Lap												
7	3:11.731	1 Lap												
6	3:11.113	1 Lap												
42	2:53.821	1:19.632												
69	2:54.724	1:22.389												
19	2:56.752	1:23.385												
251	3:11.509	1 Lap												
26	3:19.218	1 Lap												
143	3:20.853	1 Lap												
116	3:18.588	1 Lap												
84	3:22.256	1 Lap												
33	2:59.702	2:04.950												
80	2:59.727	2:18.148												
82	2:59.260	2:20.458												
30	3:00.709	2:25.981												
57	3:04.132	2:41.619												
Lap 11														
2	2:45.217													
1	3:09.402	1 Lap												
223	3:00.543	1 Lap												
4	2:46.064	14.534												
48	3:05.452	1 Lap												
5	3:07.495	1 Lap												
32	2:50.228	42.695												
40	3:30.620	2 Laps												
666	4:37.208	2 Laps												
36	3:09.199	1 Lap												
3	3:09.948	1 Lap												
200	3:06.001	1 Lap												
78	3:07.883	1 Lap												
94	2:54.753	56.700												
106	3:16.957	1 Lap												
194	3:24.722	1 Lap												
89	3:10.759	1 Lap												
250	3:11.196	1 Lap												
61	3:34.704	1 Lap												



BELCAR HISTORIC & YOUNGTIMER CUP

SPA RACING FESTIVAL

RACE 3

Analysis

■ Personal Best ■ Session Best B Crossing the finish line in pit lane

Lap	Time	Sector 1	Sector 2	Sector 3	T. Spd	Elapsed	Lap	Time	Sector 1	Sector 2	Sector 3	T. Spd	Elapsed
7	3:03.223	54.070	1:20.795	48.358	187.8	22:35.553	10	3:34.704	1:03.344	1:34.307	57.053	139.5	32:57.713
8	3:14.022B	55.210	1:21.008	57.804	184.9	25:49.575							
9	3:15.516	1:04.726	1:21.545	49.245	186.9	29:05.091							
10	3:05.452	55.374	1:21.346	48.732	185.2	32:10.543							

49 Evertjan ALDERS

BMW 325i

1	2:55.693	51.773	1:17.682	46.238	189.1	2:55.693
2	4:00.799	1:09.962	1:55.729	55.108	95.5	6:56.492
3	2:49.722	48.107	1:16.927	44.688	199.6	9:46.214
4	2:49.662	48.977	1:16.553	44.132	194.6	12:35.876
5	2:49.500	48.110	1:16.249	45.141	188.2	15:25.376
6	2:48.883	48.418	1:15.975	44.490	204.2	18:14.259
7	2:48.651	48.415	1:15.719	44.517	206.1	21:02.910
8	2:51.000	48.520	1:17.000	45.480	195.7	23:53.910
9	2:48.741	48.474	1:16.147	44.120	206.5	26:42.651
10	2:49.158	48.085	1:16.918	44.155	208.1	29:31.809
11	5:59.715	50.426	1:16.230	3:53.059	204.5	35:31.524

57 Jasper DIERCKX

BMW E36

1	3:11.040	59.053	1:22.960	49.027	186.9	3:11.040
2	3:55.292	1:01.770	1:55.393	58.129	84.8	7:06.332
3	3:01.885	52.536	1:21.246	48.103	194.9	10:08.217
4	3:01.577	52.267	1:21.836	47.474	197.1	13:09.794
5	3:03.751	52.370	1:23.691	47.690	196.0	16:13.545
6	3:02.489	52.858	1:21.685	47.946	194.6	19:16.034
7	3:02.325	52.815	1:21.657	47.853	197.1	22:18.359
8	3:03.985	53.121	1:22.626	48.238	194.2	25:22.344
9	3:05.365	55.025	1:22.090	48.250	191.2	28:27.709
10	3:04.132	53.441	1:22.354	48.337	193.9	31:31.841
11	3:04.689	53.164	1:22.481	49.044	193.9	34:36.530

60 Steven GUILLEMJIN

HONDA civic

1	3:25.900	1:05.736	1:25.674	54.490	164.1	3:25.900
2	3:49.558	1:01.298	1:47.590	1:00.670	153.8	7:15.458
3	3:17.009	57.031	1:26.840	53.138	156.1	10:32.467
4	3:15.059	56.087	1:27.594	51.378	169.3	13:47.526
5	3:12.878	56.312	1:25.479	51.087	173.4	17:00.404
6	3:11.432	55.608	1:24.911	50.913	177.9	20:11.836
7	3:12.420	56.075	1:24.896	51.449	177.9	23:24.256
8	3:14.623	57.146	1:25.330	52.147	175.0	26:38.879
9	3:14.600	56.828	1:26.115	51.657	176.5	29:53.479
10	3:16.837	57.112	1:27.768	51.957	173.6	33:10.316

61 Juri VAN NIEUWENBORGH

BMW E30

1	3:13.042	58.864	1:23.737	50.441	191.2	3:13.042
2	3:53.823	1:01.255	1:54.403	58.165	94.4	7:06.865
3	3:03.315	52.771	1:22.171	48.373	190.1	10:10.180
4	3:03.273	53.385	1:21.992	47.896	190.8	13:13.453
5	3:00.739	51.765	1:21.164	47.810	201.9	16:14.192
6	2:59.383	51.942	1:20.007	47.434	198.9	19:13.575
7	2:58.290	51.565	1:19.396	47.329	201.5	22:11.865
8	3:34.116	1:00.153	1:32.617	1:01.346	147.5	25:45.981
9	3:37.028	1:03.953	1:33.329	59.746	151.0	29:23.009

66 Patrick VERBELEN

NISSAN 200 NX

1	3:21.637	1:02.510	1:24.626	54.501	172.0	3:21.637
2	3:49.448	59.614	1:49.567	1:00.267	150.2	7:11.085
3	3:11.968	55.104	1:27.595	49.269	176.2	10:23.053

69 Ben THAENS

BMW E30

1	3:04.436	56.075	1:19.795	48.566	197.8	3:04.436
2	3:57.199	1:05.671	1:55.576	55.952	86.5	7:01.635
3	2:57.044	51.449	1:19.176	46.419	197.8	9:58.679
4	2:54.477	51.435	1:16.906	46.136	198.5	12:53.156
5	2:53.258	50.936	1:16.278	46.044	199.3	15:46.414
6	2:52.624	50.913	1:16.164	45.547	200.4	18:39.038
7	2:52.053	50.517	1:16.169	45.367	201.5	21:31.091
8	2:53.934	50.070	1:17.784	46.080	203.8	24:25.025
9	2:52.862	50.380	1:16.518	45.964	202.6	27:17.887
10	2:54.724	50.442	1:17.940	46.342	203.4	30:12.611
11	2:54.414	50.453	1:18.240	45.721	195.7	33:07.025

78 Canio MARCHIONE

BMW 2002 TI

1	3:36.851	1:19.145	1:24.994	52.712	164.6	3:36.851
2	3:44.599	58.509	1:44.296	1:01.794	153.0	7:21.450
3	3:10.174	56.144	1:23.863	50.167	169.0	10:31.624
4	3:08.020	55.640	1:22.084	50.296	177.0	13:39.644
5	3:09.606	56.396	1:23.345	49.865	173.9	16:49.250
6	3:07.136	55.388	1:22.069	49.679	180.3	19:56.386
7	3:07.996	55.292	1:23.117	49.587	176.2	23:04.382
8	3:08.482	55.114	1:23.827	49.541	176.5	26:12.864
9	3:09.728	55.718	1:22.189	51.821	180.0	29:22.592
10	3:07.883	56.827	1:21.612	49.444	177.6	32:30.475

80 Marc VAN DOORSLAER


BMW E36

1	3:14.644	59.554	1:23.845	51.245	184.0	3:14.644
2	3:52.547	1:01.493	1:53.252	57.802	106.7	7:07.191
3	3:03.429	53.147	1:21.987	48.295	184.6	10:10.620
4	3:01.227	52.640	1:20.900	47.687	198.2	13:11.847
5	3:00.134	51.803	1:21.075	47.256	201.1	16:11.981
6	2:58.512	52.310	1:19.307	46.895	199.6	19:10.493
7	2:58.171	51.971	1:19.132	47.068	198.5	22:08.664
8	2:59.719	51.826	1:20.504	47.389	199.3	25:08.383
9	3:00.260	51.993	1:20.689	47.578	193.9	28:08.643
10	2:59.727	52.015	1:20.473	47.239	197.8	31:08.370
11	3:02.319	52.869	1:20.475	48.975	195.3	34:10.689

82 Xavier MARTENS

PORSCHE 911

1	3:28.599	1:13.075	1:22.737	52.787	192.5	3:28.599
2	3:47.631	1:00.597	1:46.815	1:00.219	149.6	7:16.230
3	3:02.026	52.174	1:23.686	46.166	193.5	10:18.256
4	2:58.838	50.152	1:22.115	46.571	199.6	13:17.094
5	2:58.354	50.358	1:21.600	46.396	197.8	16:15.448
6	3:00.631	51.818	1:21.835	46.978	193.5	19:16.079



BELCAR HISTORIC & YOUNGTIMER CUP

SPA RACING FESTIVAL

RACE 3

Analysis

■ Personal Best ■ Session Best B Crossing the finish line in pit lane

Lap	Time	Sector 1	Sector 2	Sector 3	T. Spd	Elapsed
7	2:57.134	50.162	1:20.683	46.289	198.2	22:13.213
8	2:58.495	50.402	1:21.251	46.842	195.3	25:11.708
9	2:59.712	50.330	1:22.379	47.003	193.9	28:11.420
10	2:59.260	50.701	1:21.759	46.800	199.3	31:10.680
11	3:00.665	51.046	1:22.065	47.554	188.5	34:11.345

Lap	Time	Sector 1	Sector 2	Sector 3	T. Spd	Elapsed
4	3:08.444	55.958	1:22.545	49.941	175.6	13:33.965
5	3:07.391	54.575	1:22.011	50.805	184.9	16:41.356
6	3:07.393	55.267	1:22.141	49.985	184.0	19:48.749
7	3:13.275	56.015	1:26.332	50.928	179.1	23:02.024
8	3:12.945	56.244	1:26.486	50.215	177.9	26:14.969
9	3:11.401	55.529	1:26.387	49.485	178.8	29:26.370
10	3:16.957	59.106	1:26.342	51.509	172.0	32:43.327

84 DAMSEAUX - DAMSEAUX
AUSTIN Mini Cooper S

1	3:46.559	1:20.713	1:28.130	57.716	172.2	3:46.559
2	3:37.144	1:01.806	1:34.406	1:00.932	160.7	7:23.703
3	3:16.804	58.287	1:26.616	51.901	163.4	10:40.507
4	3:17.660	58.009	1:26.874	52.777	166.4	13:58.167
5	3:18.044	58.339	1:26.411	53.294	165.9	17:16.211
6	3:21.387	59.272	1:28.455	53.660	166.9	20:37.598
7	3:18.701	58.700	1:26.356	53.645	167.7	23:56.299
8	3:23.182	59.436	1:28.387	55.359	161.7	27:19.481
9	3:22.256	59.031	1:28.677	54.548	160.2	30:41.737
10	3:23.949	1:00.238	1:28.922	54.789	154.3	34:05.686

116 Pierre Philippe DUMONT
NISSAN Datsun Sports 240 Z

1	3:55.178	1:25.681	1:31.520	57.977	160.7	3:55.178
2	3:35.198	1:01.981	1:33.289	59.928	157.7	7:30.376
3	3:17.998	56.360	1:28.251	53.387	165.4	10:48.374
4	3:15.623	55.618	1:26.827	53.178	166.7	14:03.997
5	3:16.522	56.071	1:27.916	52.535	163.6	17:20.519
6	3:17.179	56.330	1:27.958	52.891	167.4	20:37.698
7	3:17.013	56.382	1:27.631	53.000	165.4	23:54.711
8	3:15.035	56.010	1:27.620	51.405	179.7	27:09.746
9	3:18.588	55.955	1:29.915	52.718	158.8	30:28.334
10	3:17.507	57.991	1:27.182	52.334	172.5	33:45.841

89 Matthias VAN HOOL
RENAULT

1	3:27.244	1:05.523	1:26.313	55.408	170.6	3:27.244
2	3:48.765	1:01.086	1:46.888	1:00.791	147.5	7:16.009
3	3:12.575	56.895	1:24.861	50.819	166.2	10:28.584
4	3:12.240	57.060	1:22.746	52.434	177.3	13:40.824
5	3:12.665	57.625	1:23.980	51.060	168.0	16:53.489
6	3:11.442	56.729	1:23.716	50.997	171.2	20:04.931
7	3:11.901	57.183	1:23.449	51.269	173.1	23:16.832
8	3:12.246	56.835	1:24.707	50.704	173.1	26:29.078
9	3:12.433	57.099	1:25.200	50.134	172.2	29:41.511
10	3:10.759	57.288	1:23.178	50.293	172.8	32:52.270

136 John TIMMERMANS
LANCIA Delta Integrale

1	2:56.524	52.417	1:18.236	45.871	194.9	2:56.524
2	4:00.711	1:10.060	1:55.562	55.089	93.8	6:57.235
3	3:15.433B	47.922	1:18.590	1:08.921	193.9	10:12.668

94 Gust VAN HAELEST
MAZDA RX3

1	2:53.409	51.461	1:16.782	45.166	203.8	2:53.409
2	4:02.653	1:11.138	1:56.000	55.515	94.0	6:56.062
3	2:49.670	48.448	1:16.612	44.610	192.5	9:45.732
4	2:49.355	48.745	1:16.339	44.271	210.9	12:35.087
5	2:49.320	48.210	1:16.231	44.879	197.1	15:24.407
6	2:50.274	48.669	1:16.828	44.777	212.2	18:14.681
7	2:49.768	48.655	1:16.048	45.065	207.7	21:04.449
8	2:51.724	48.870	1:18.134	44.720	194.6	23:56.173
9	2:50.937	48.257	1:17.754	44.926	201.5	26:47.110
10	2:50.276	48.052	1:17.503	44.721	196.7	29:37.386
11	2:54.753	49.126	1:18.815	46.812	196.4	32:32.139

143 Stefan JACOBS
BMW 2002 TI

1	3:53.885	1:24.190	1:31.794	57.901	177.3	3:53.885
2	3:33.692	1:01.358	1:33.846	58.488	156.3	7:27.577
3	3:16.826	56.725	1:28.392	51.709	180.0	10:44.403
4	3:17.028	56.272	1:28.188	52.568	175.3	14:01.431
5	3:16.664	56.652	1:27.763	52.249	178.5	17:18.095
6	3:16.790	56.394	1:28.251	52.145	174.2	20:34.885
7	3:17.304	57.423	1:27.311	52.570	176.8	23:52.189
8	3:14.821	56.344	1:26.888	51.589	186.5	27:07.010
9	3:20.853	58.088	1:29.244	53.521	167.2	30:27.863
10	3:17.318	57.647	1:27.480	52.191	181.8	33:45.181

101 Tom LAUREYNS
VW Scirocco

1	3:35.860	1:17.489	1:23.772	54.599	178.5	3:35.860
2	3:45.074	58.539	1:44.707	1:01.828	153.4	7:20.934
3	3:08.876	55.164	1:23.561	50.151	179.4	10:29.810

194 Mario POTTERS
PEUGEOT 205 GTI


1	3:23.440	1:04.854	1:23.938	54.648	172.8	3:23.440
2	3:49.144	1:00.793	1:48.504	59.847	160.5	7:12.584
3	3:13.157	56.084	1:26.005	51.068	175.0	10:25.741
4	3:07.801	55.831	1:22.147	49.823	172.0	13:33.542
5	3:08.325	55.733	1:22.160	50.432	170.3	16:41.867
6	3:08.091	56.124	1:22.292	49.675	173.4	19:49.958
7	3:11.687	55.878	1:25.200	50.609	173.1	23:01.645
8	3:09.318	55.860	1:23.719	49.739	175.3	26:10.963
9	3:14.145	56.542	1:22.861	54.742	170.6	29:25.108
10	3:24.722	1:01.046	1:30.447	53.229	152.1	32:49.830

106 Christoph HÖTTE
PEUGEOT 106

1	3:22.848	1:02.464	1:25.355	55.029	170.3	3:22.848
2	3:48.721	1:00.810	1:48.387	59.524	157.2	7:11.569
3	3:13.952	56.242	1:26.254	51.456	177.3	10:25.521

200 Michel KOWALESKI
FORD Escort RS2000

1	3:31.522	1:17.160	1:21.957	52.405	177.9	3:31.522
2	3:47.267	1:00.786	1:45.340	1:01.141	156.5	7:18.789



BELCAR HISTORIC & YOUNGTIMER CUP

SPA RACING FESTIVAL

RACE 3

Analysis

Lap	Time	Sector 1	Sector 2	Sector 3	T. Spd	Elapsed	Lap	Time	Sector 1	Sector 2	Sector 3	T. Spd	Elapsed
3	3:05.868	53.508	1:22.670	49.690	173.9	10:24.657	8	3:29.745 B	1:01.438	1:27.242	1:01.065	158.6	27:44.910
4	3:04.198	53.501	1:21.994	48.703	177.3	13:28.855	9	4:37.208	2:11.357	1:29.363	56.488	159.5	32:22.118
5	3:05.226	54.456	1:21.780	48.990	171.7	16:34.081							
6	3:05.632	54.535	1:22.205	48.892	175.9	19:39.713							
7	3:05.646	54.956	1:21.336	49.354	177.6	22:45.359							
8	3:15.502 B	54.041	1:21.202	1:00.259	183.4	26:00.861							
9	3:22.693	1:13.661	1:20.429	48.603	181.8	29:23.554							
10	3:06.001	54.806	1:21.520	49.675	181.2	32:29.555							

223 Floris FICK
BMW 2002

1	3:31.022	1:15.797	1:22.579	52.646	194.2	3:31.022
2	3:47.534	1:00.296	1:45.670	1:01.568	158.4	7:18.556
3	3:04.501	53.320	1:22.699	48.482	191.2	10:23.057
4	3:00.399	52.769	1:19.995	47.635	193.9	13:23.456
5	2:59.764	53.108	1:19.247	47.409	187.8	16:23.220
6	3:00.490	53.066	1:20.215	47.209	183.1	19:23.710
7	3:10.749 B	53.284	1:20.587	56.878	189.5	22:34.459
8	3:10.580	1:02.365	1:20.021	48.194	190.1	25:45.039
9	3:03.156	53.347	1:21.572	48.237	187.8	28:48.195
10	3:00.543	52.745	1:20.156	47.642	192.9	31:48.738

250 Hans-Gerd BRAUNEISER
FORD Escort MRS2000

1	3:38.155	1:19.252	1:26.824	52.079	169.8	3:38.155
2	3:44.504	1:00.566	1:42.829	1:01.109	158.6	7:22.659
3	3:11.700	55.932	1:25.586	50.182	172.5	10:34.359
4	3:11.715	55.634	1:25.101	50.980	176.5	13:46.074
5	3:12.415	56.919	1:25.152	50.344	181.2	16:58.489
6	3:11.070	56.499	1:24.853	49.718	180.6	20:09.559
7	3:11.694	56.244	1:24.736	50.714	185.9	23:21.253
8	3:12.464	57.054	1:25.013	50.397	183.1	26:33.717
9	3:10.570	56.273	1:24.839	49.458	187.5	29:44.287
10	3:11.196	56.186	1:23.914	51.096	187.8	32:55.483

251 Christoph ROESSLE
FORD Escort RS2000

1	3:52.433	1:24.072	1:31.326	57.035	171.7	3:52.433
2	3:33.770	1:01.361	1:34.322	58.087	157.2	7:26.203
3	3:19.083	58.096	1:28.812	52.175	167.7	10:45.286
4	3:17.240	56.510	1:28.530	52.200	170.1	14:02.526
5	3:16.744	57.280	1:27.188	52.276	176.5	17:19.270
6	3:16.743	57.149	1:27.850	51.744	175.3	20:36.013
7	3:16.485	57.868	1:27.220	51.397	175.3	23:52.498
8	3:13.105	56.482	1:26.894	49.729	185.6	27:05.603
9	3:11.509	56.259	1:25.009	50.241	177.3	30:17.112
10	3:10.891	56.271	1:24.325	50.295	177.6	33:28.003

666 Bart DE BAKKER
ALFA ROMEO 145

1	3:30.587	1:07.015	1:27.945	55.627	163.1	3:30.587
2	3:48.454	1:00.232	1:45.719	1:02.503	162.2	7:19.041
3	3:22.424	1:00.692	1:26.890	54.842	163.1	10:41.465
4	3:24.182	1:02.563	1:27.444	54.175	157.4	14:05.647
5	3:22.321	1:00.774	1:26.872	54.675	160.2	17:27.968
6	3:22.241	1:00.321	1:27.222	54.698	159.1	20:50.209
7	3:24.956	1:00.303	1:29.621	55.032	159.1	24:15.165